



ITHAKA S+R

University of Illinois at Urbana-Champaign
Undergraduate Student Survey:
Report of Findings

Table of Contents

Overview	3
Higher Education Objectives	4
Coursework and Academics.....	23
Role of the Library.....	43
Library Space Planning.....	64
Undergraduate Research	97
Demographic Questions	108

Overview

The University of Illinois at Urbana-Champaign implementation of the Ithaka S+R Undergraduate Student Survey was launched on October 23rd, 2018, and was closed to new responses on November 30th, 2018 with a total of 974 complete responses. The questionnaire covers topics in several key areas including: students' objectives in obtaining an advanced degree; their use of assigned course materials; the role of the library in supporting students' needs; students' use of library space, and how students conduct research. The following report provides a high-level overview of findings from University of Illinois at Urbana-Champaign undergraduate student survey.¹

Details

9,775 University of Illinois at Urbana-Champaign undergraduate students received an email invitation to participate in a survey about perceptions of library resources and services. Students were entered in a raffle to win one of ten \$50 Target gift cards as an incentive for participation. Three email reminders were sent before the close of the survey.

In total, 1,741 respondents clicked the survey link (about 18% of those who received the email invitation), with 1,571 of those starting the survey (about 16%) and 974 of those respondents completing the survey, for an overall response rate of about 10%. Due to the survey flow and skip patterns, not all University of Illinois at Urbana-Champaign undergraduate student respondents received every question in the survey.

How to interpret the findings

For each question in University of Illinois at Urbana-Champaign undergraduate student survey, this document provides a single graph and table of overall responses. Title pages provide information about survey flow and contingent items, which signify that a question was only presented to those who satisfied a condition in their response to another question.

If you have any questions about this report or working with the raw data provided, please contact Nicole Betancourt, Ithaka S+R Assessment Associate, at nicole.betancourt@ithaka.org.

¹ This report covers results from completed surveys and does not include an overview of partially completed responses. Partially completed responses are included in the spreadsheet of raw data.

Higher Education Objectives

How important or unimportant is it to you to achieve each of the following goals as a result of your experience at this college or university?

HE1

Having advanced academic knowledge about a specific subject, field, or major

HE2

Studying abroad or participating in an international program for credit

HE3

Taking general courses on many different topics

HE4

Building my resume or CV with career-related experiences

HE5

Improving my ability to find sources of information on a range of topics

HE6

Collaborating on research projects with professors or advisors

HE7

Having a specific GPA

HE8

Getting involved in organized extracurricular activities, such as clubs, sports, campus leadership or committees, etc.

HE9

Developing a professional network

HE10

Participating in social events

HE11

Choosing a career or post-graduation plan

HE12

Collaborating on group projects or in teams with other students

HE13

Enrolling in an additional degree program (such as a second bachelor's, master's, doctoral, or professional degree)

HE14

Getting a job upon graduation

HE15

When you think about the type of job or career that you hope to have, how useful do you think each of the following factors will be in helping you get your desired job or career?

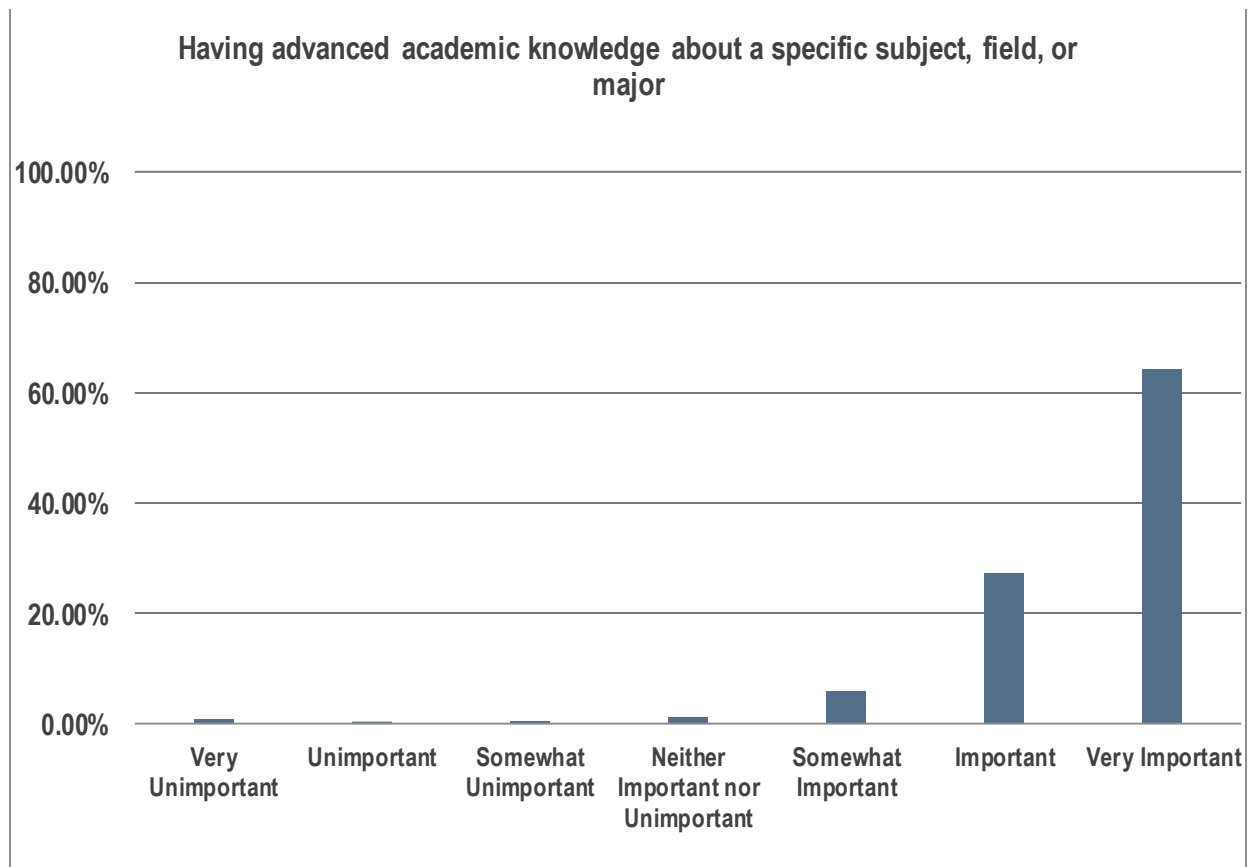
HE16

Overall, how would you rate your experience at this college or university so far?

HE1

Having advanced academic knowledge about a specific subject, field, or major

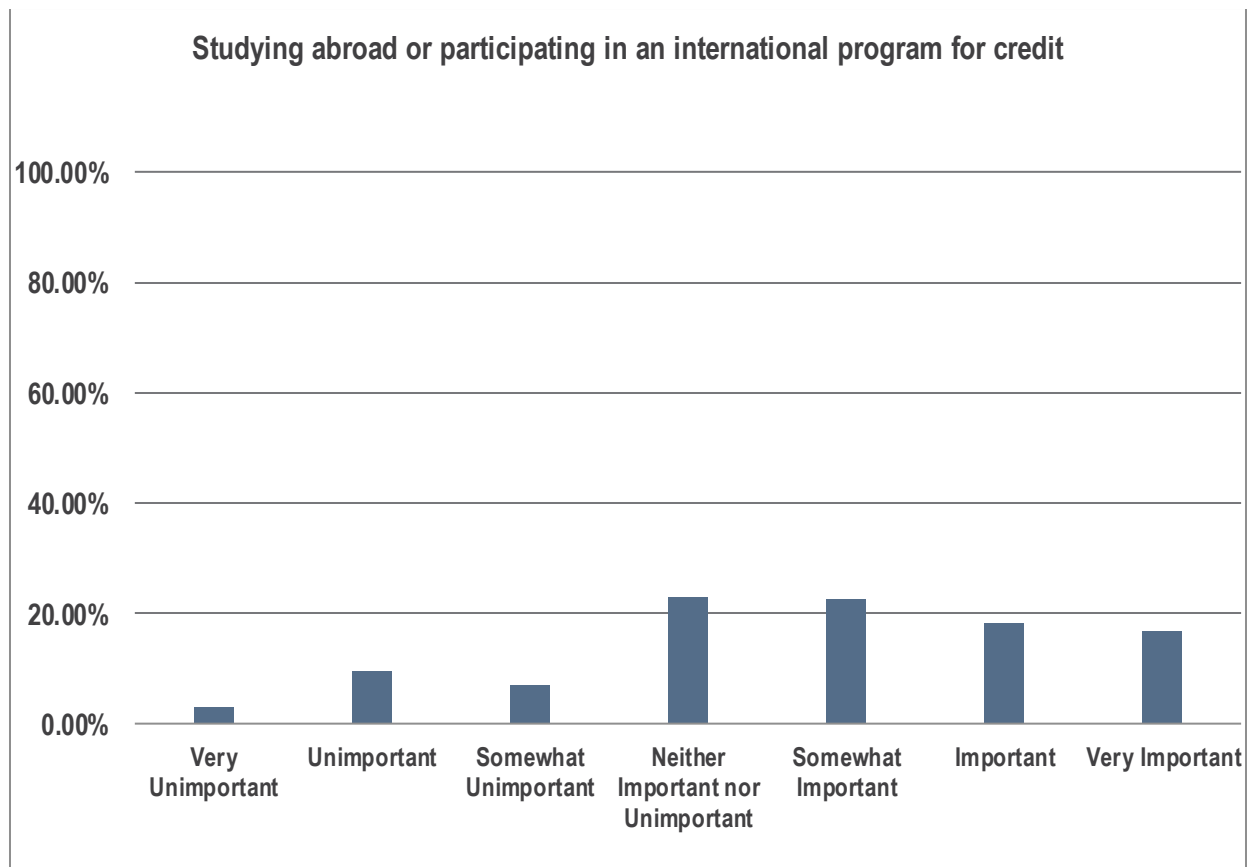
	Response	Percent
Very Unimportant	9	0.93%
Unimportant	1	0.10%
Somewhat Unimportant	4	0.41%
Neither Important nor Unimportant	12	1.24%
Somewhat Important	56	5.78%
Important	265	27.35%
Very Important	622	64.19%
	969	100.00%



HE2

Studying abroad or participating in an international program for credit

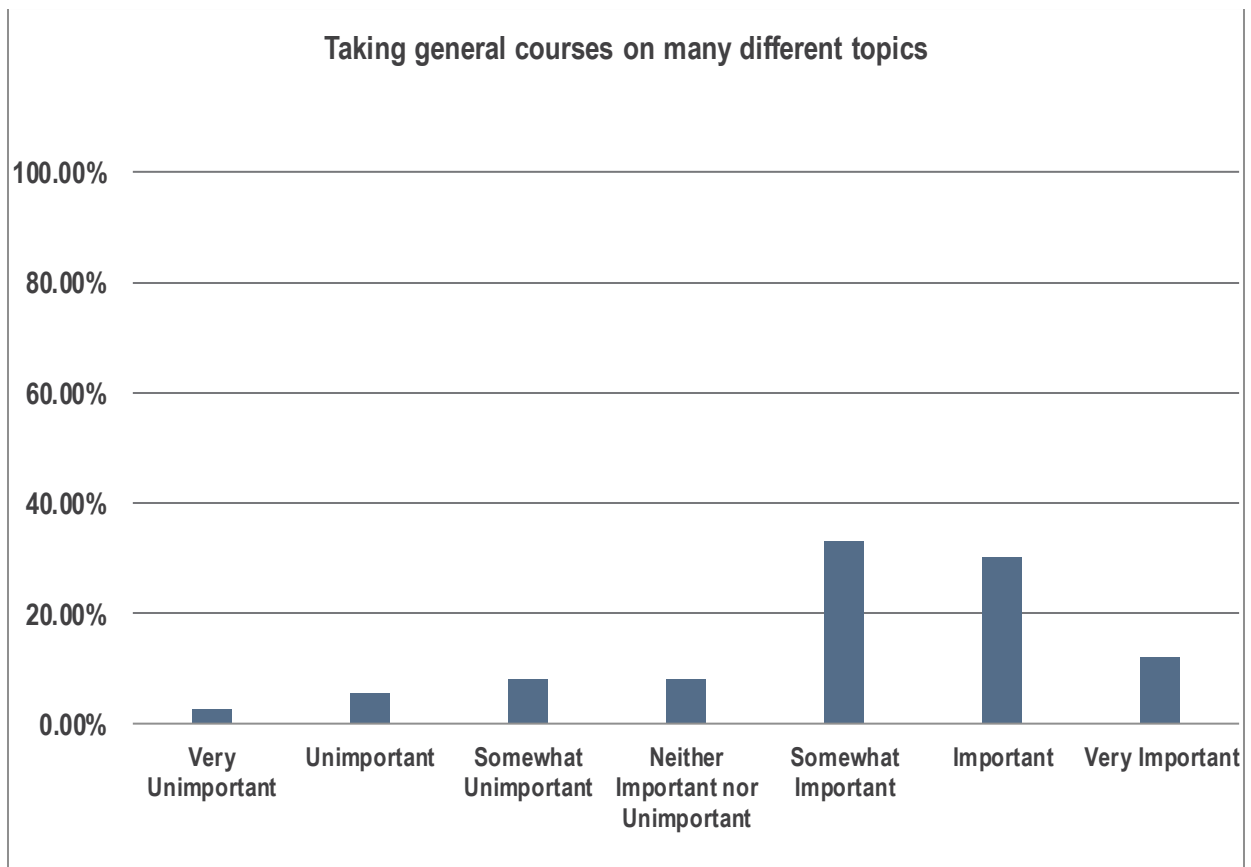
	Response	Percent
Very Unimportant	29	2.99%
Unimportant	93	9.60%
Somewhat Unimportant	69	7.12%
Neither Important nor Unimportant	221	22.81%
Somewhat Important	218	22.50%
Important	176	18.16%
Very Important	163	16.82%
	969	100.00%



HE3

Taking general courses on many different topics

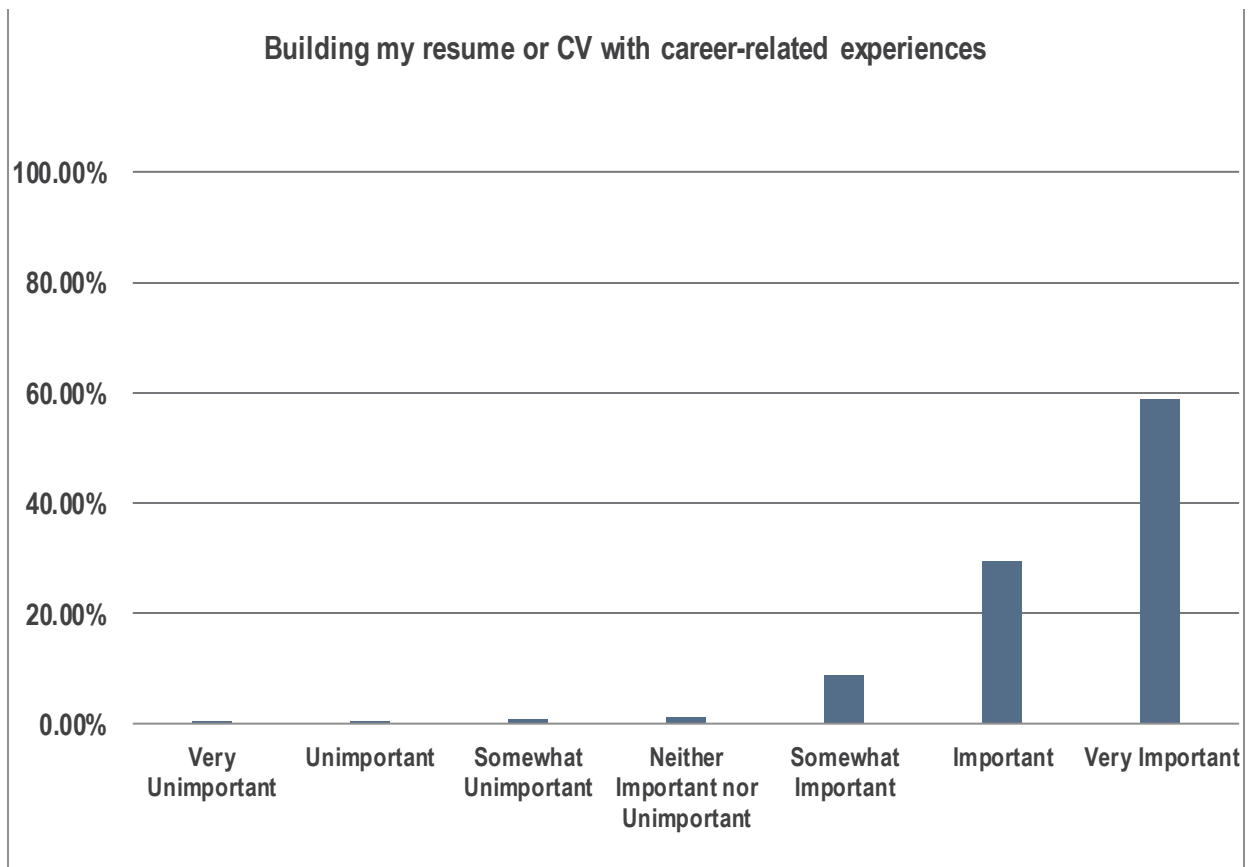
	Response	Percent
Very Unimportant	26	2.69%
Unimportant	55	5.68%
Somewhat Unimportant	79	8.16%
Neither Important nor Unimportant	79	8.16%
Somewhat Important	321	33.16%
Important	291	30.06%
Very Important	117	12.09%
	968	100.00%



HE4

Building my resume or CV with career-related experiences

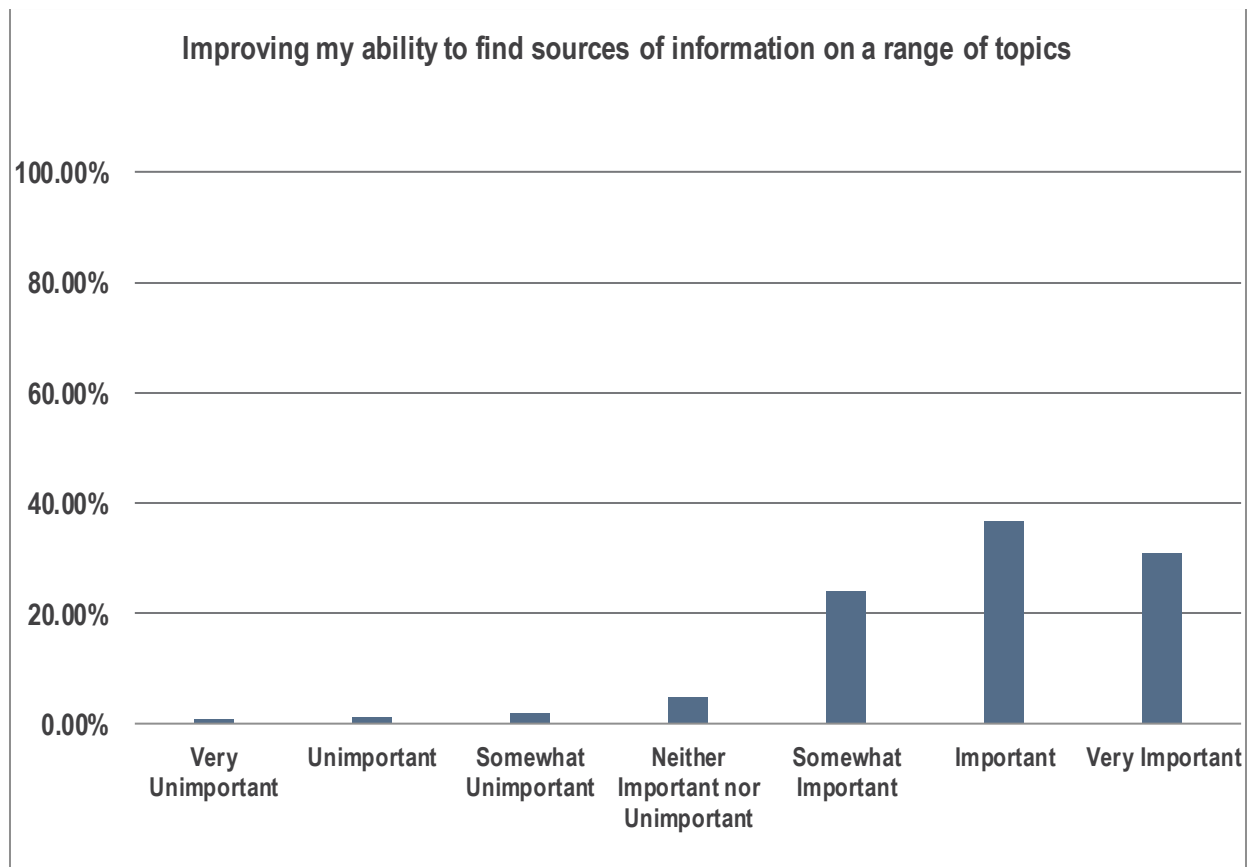
	Response	Percent
Very Unimportant	5	0.52%
Unimportant	4	0.41%
Somewhat Unimportant	7	0.72%
Neither Important nor Unimportant	10	1.03%
Somewhat Important	86	8.89%
Important	285	29.47%
Very Important	570	58.95%
	967	100.00%



HE5

Improving my ability to find sources of information on a range of topics

	Response	Percent
Very Unimportant	7	0.72%
Unimportant	10	1.04%
Somewhat Unimportant	18	1.86%
Neither Important nor Unimportant	48	4.97%
Somewhat Important	231	23.91%
Important	353	36.54%
Very Important	299	30.95%
	966	100.00%



HE6

Collaborating on research projects with professors or advisors

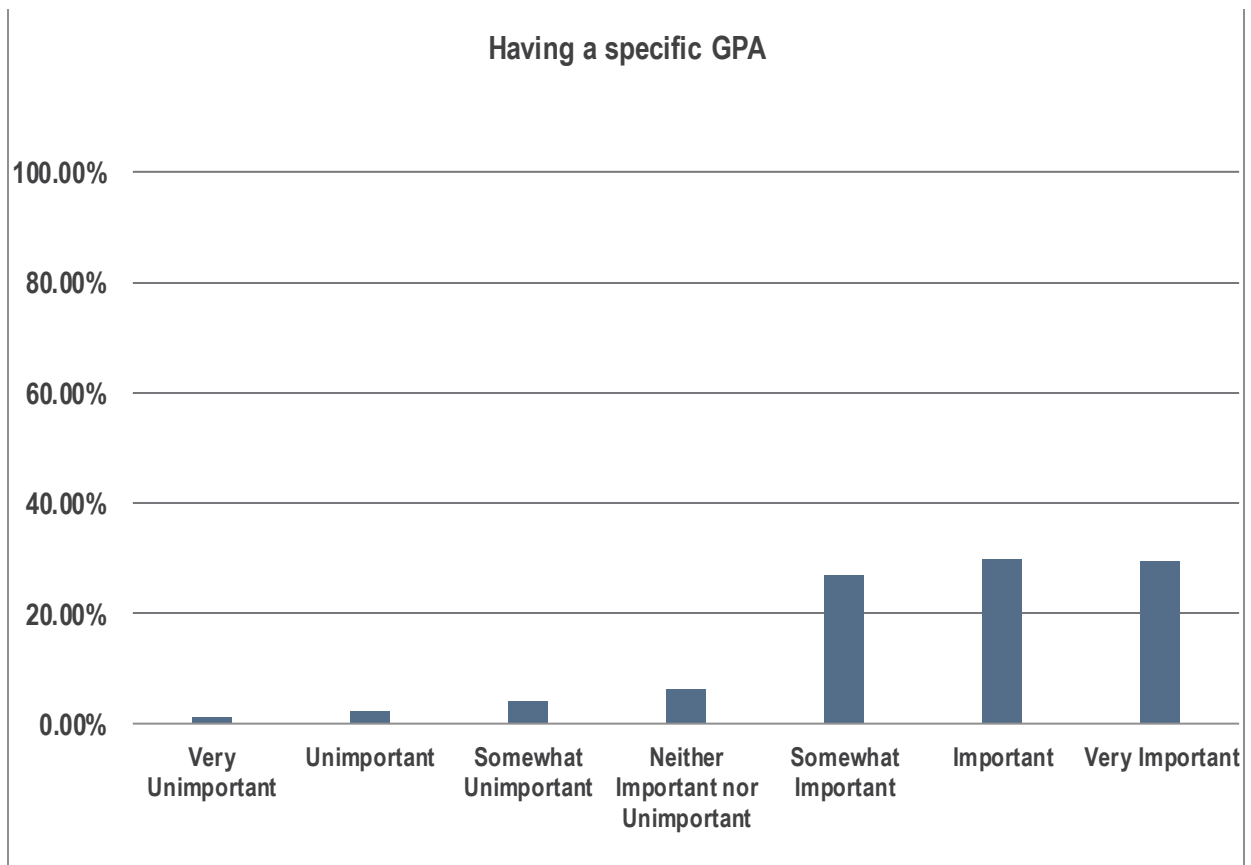
	Response	Percent
Very Unimportant	11	1.14%
Unimportant	25	2.58%
Somewhat Unimportant	42	4.34%
Neither Important nor Unimportant	95	9.81%
Somewhat Important	255	26.34%
Important	296	30.58%
Very Important	244	25.21%
	968	100.00%



HE7

Having a specific GPA

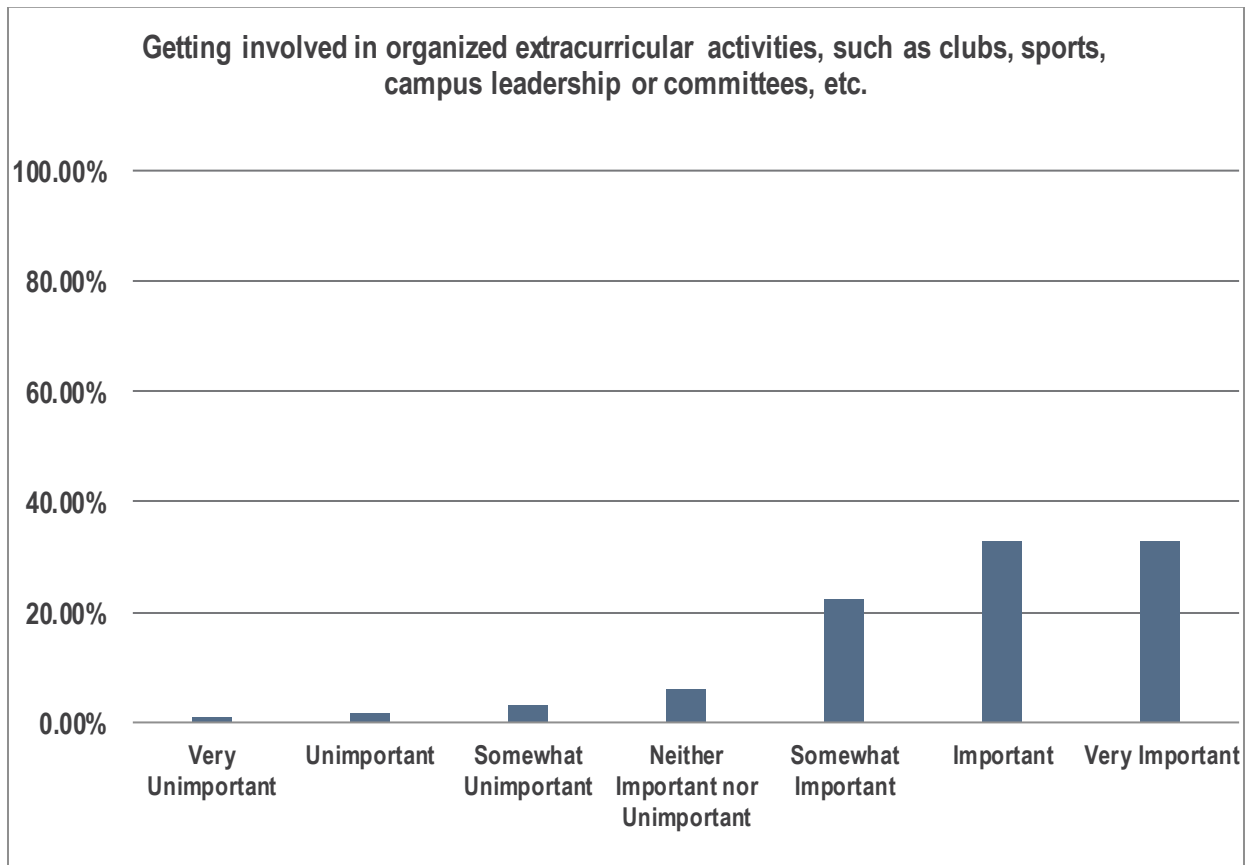
	Response	Percent
Very Unimportant	10	1.03%
Unimportant	21	2.17%
Somewhat Unimportant	39	4.02%
Neither Important nor Unimportant	62	6.40%
Somewhat Important	261	26.93%
Important	289	29.82%
Very Important	287	29.62%
	969	100.00%



HE8

Getting involved in organized extracurricular activities, such as clubs, sports, campus leadership or committees, etc.

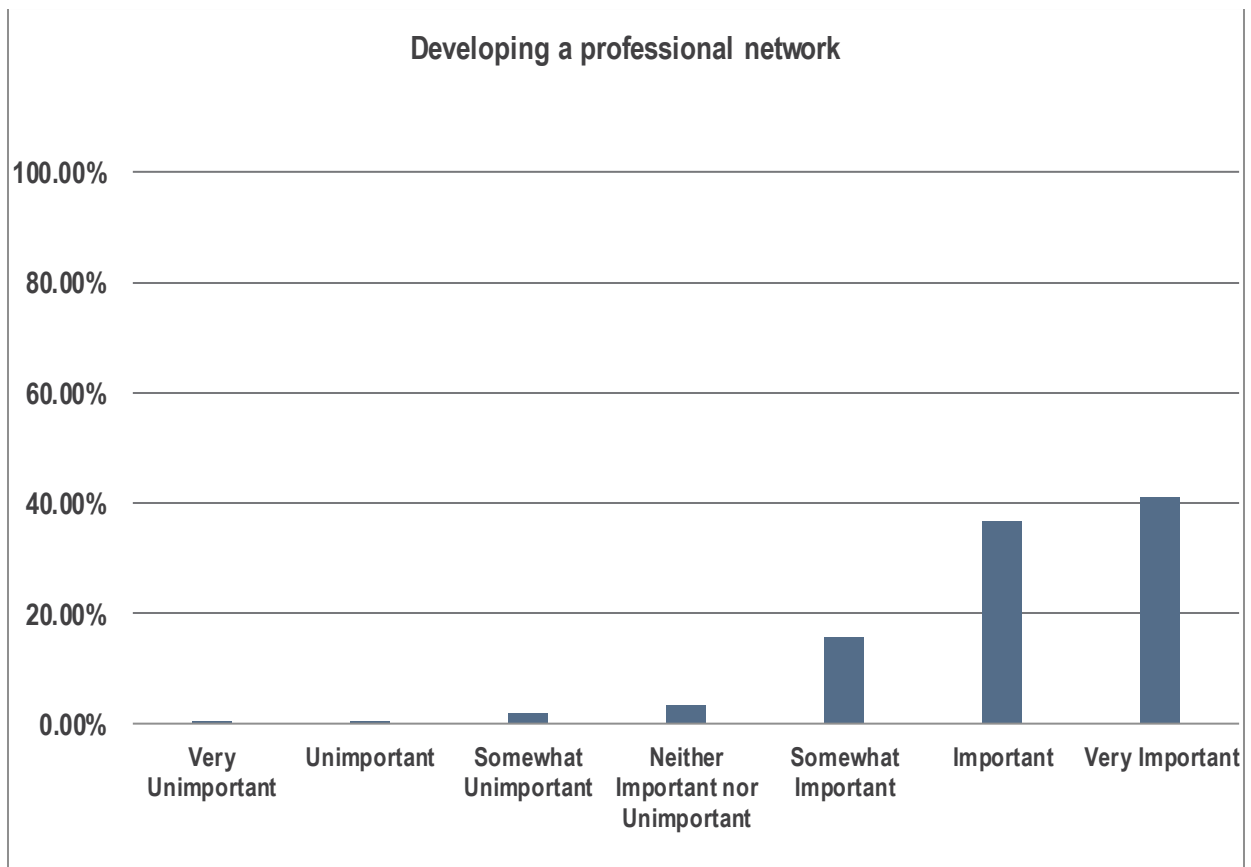
	Response	Percent
Very Unimportant	9	0.93%
Unimportant	17	1.75%
Somewhat Unimportant	30	3.09%
Neither Important nor Unimportant	59	6.08%
Somewhat Important	216	22.27%
Important	320	32.99%
Very Important	319	32.89%
	970	100.00%



HE9

Developing a professional network

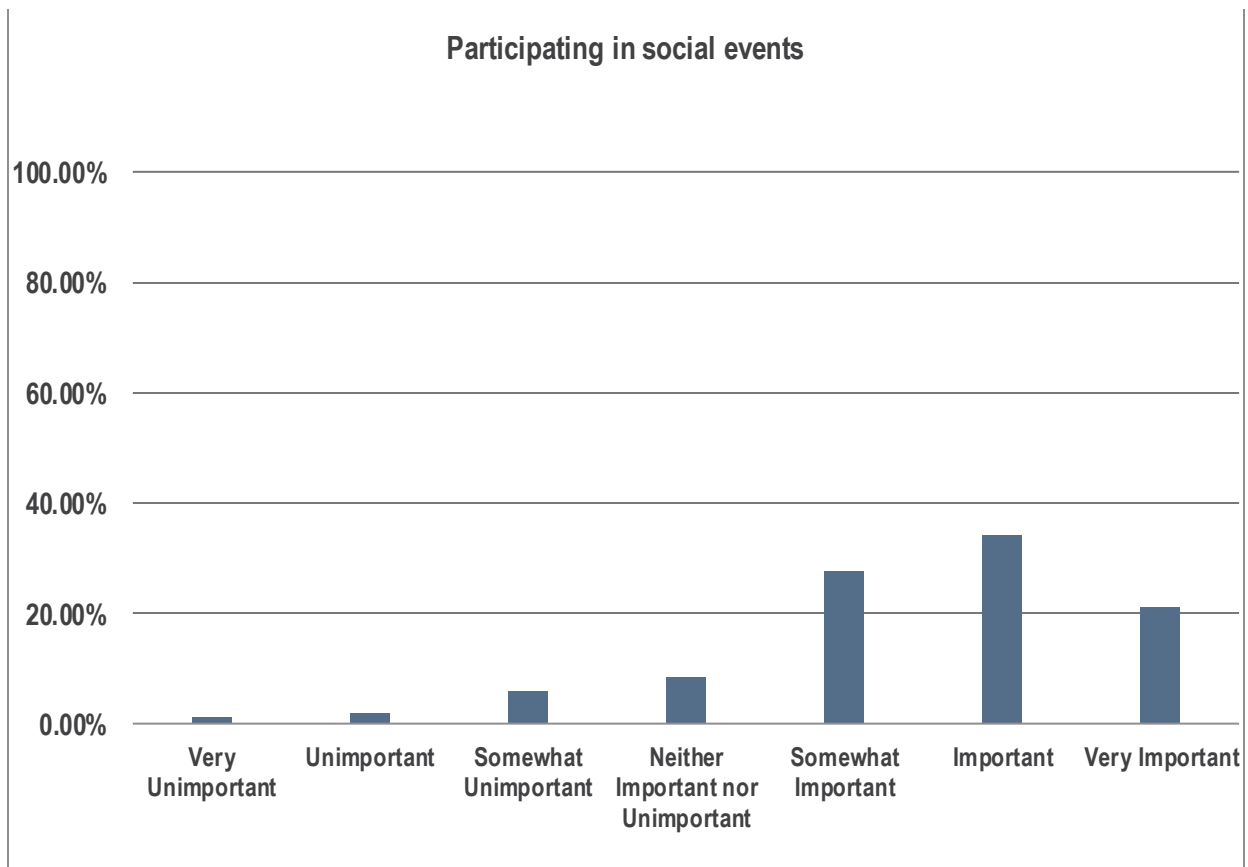
	Response	Percent
Very Unimportant	5	0.52%
Unimportant	5	0.52%
Somewhat Unimportant	17	1.76%
Neither Important nor Unimportant	34	3.51%
Somewhat Important	151	15.60%
Important	357	36.88%
Very Important	399	41.22%
	968	100.00%



HE10

Participating in social events

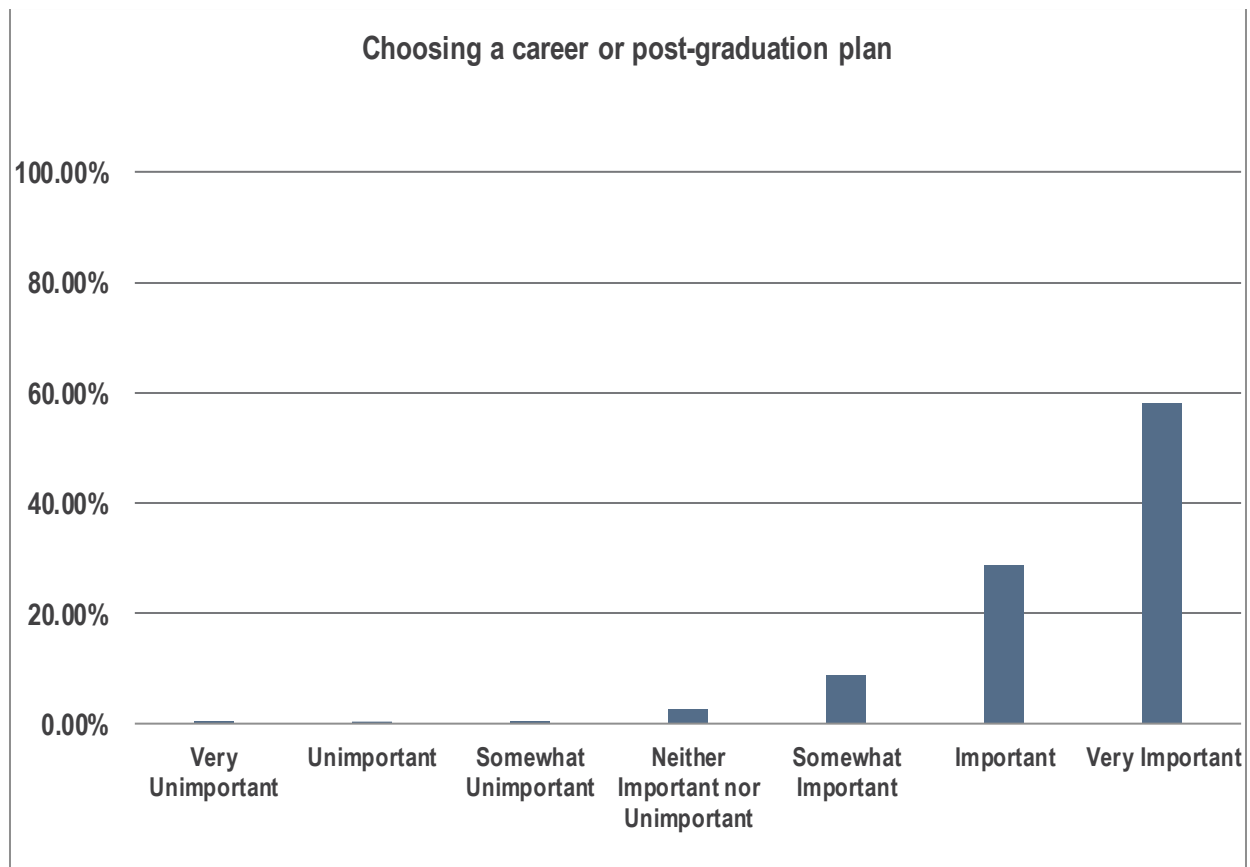
	Response	Percent
Very Unimportant	10	1.04%
Unimportant	17	1.76%
Somewhat Unimportant	56	5.80%
Neither Important nor Unimportant	83	8.60%
Somewhat Important	267	27.67%
Important	329	34.09%
Very Important	203	21.04%
	965	100.00%



HE11

Choosing a career or post-graduation plan

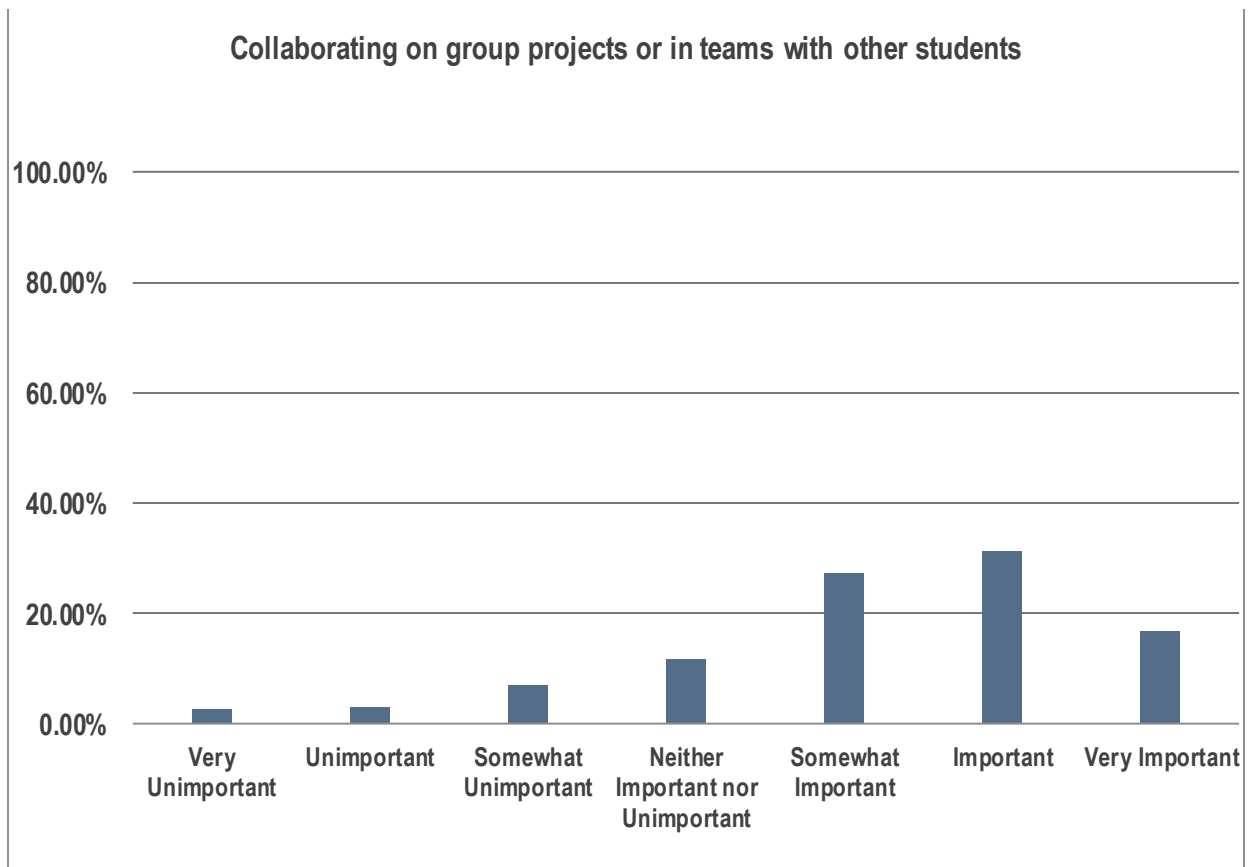
	Response	Percent
Very Unimportant	5	0.52%
Unimportant	2	0.21%
Somewhat Unimportant	6	0.62%
Neither Important nor Unimportant	26	2.70%
Somewhat Important	85	8.83%
Important	278	28.87%
Very Important	561	58.26%
	963	100.00%



HE12

Collaborating on group projects or in teams with other students

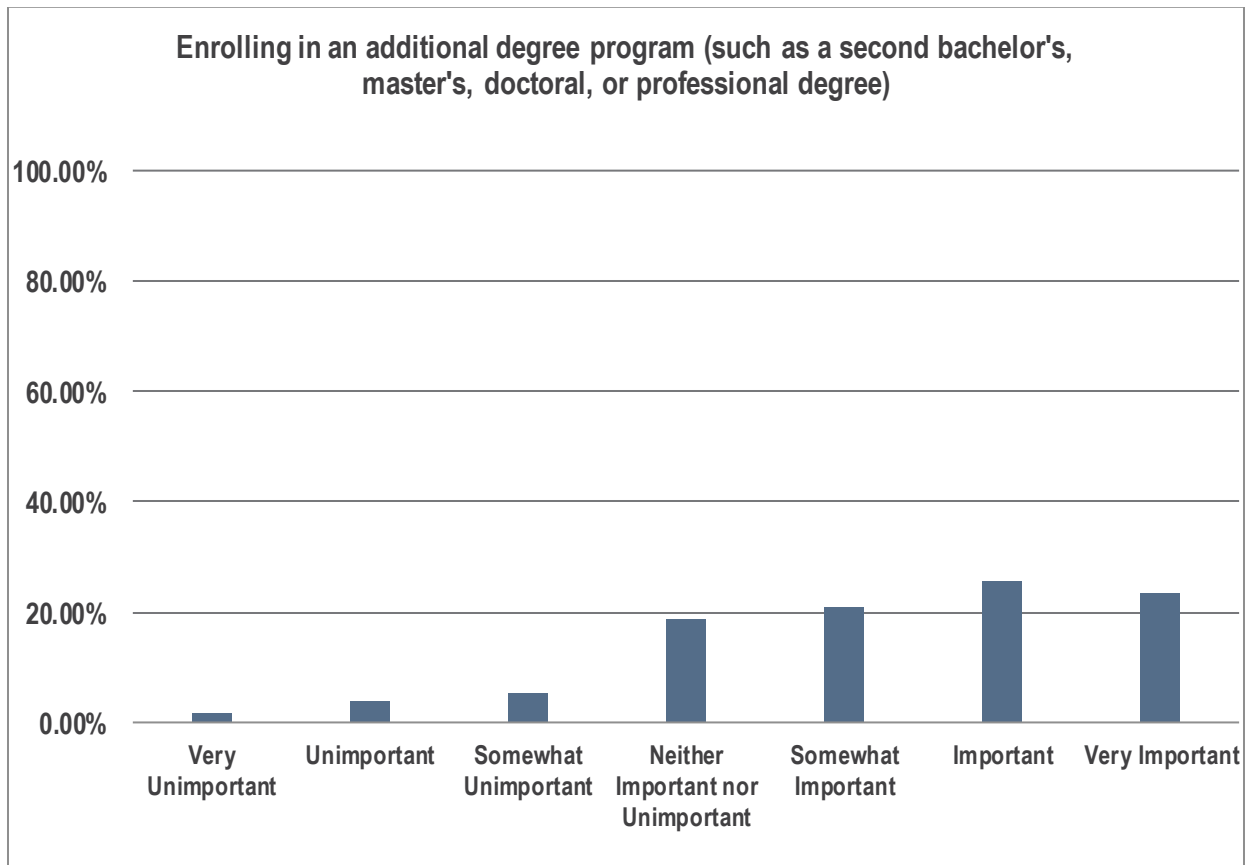
	Response	Percent
Very Unimportant	24	2.49%
Unimportant	30	3.11%
Somewhat Unimportant	68	7.05%
Neither Important nor Unimportant	114	11.81%
Somewhat Important	265	27.46%
Important	302	31.30%
Very Important	162	16.79%
	965	100.00%



HE13

Enrolling in an additional degree program (such as a second bachelor's, master's, doctoral, or professional degree)

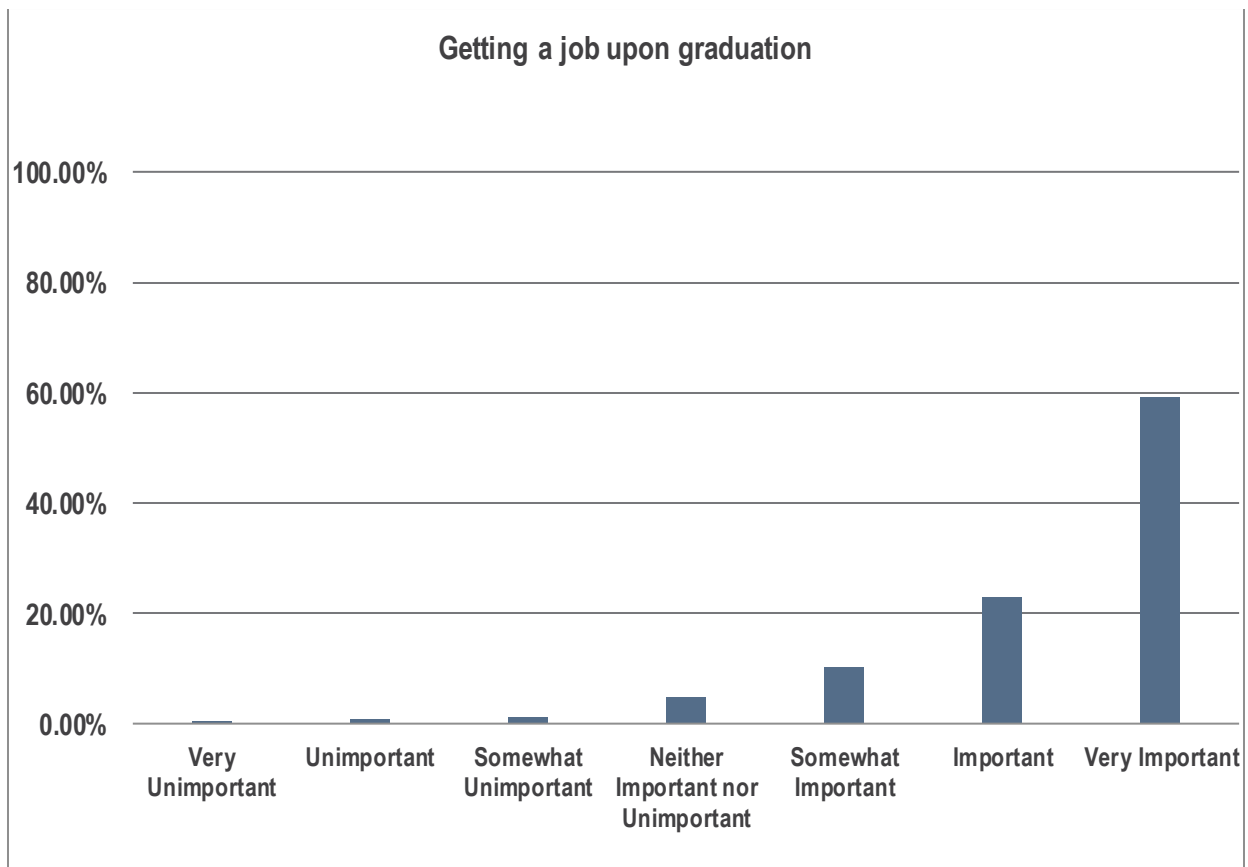
	Response	Percent
Very Unimportant	18	1.87%
Unimportant	36	3.73%
Somewhat Unimportant	53	5.49%
Neither Important nor Unimportant	181	18.76%
Somewhat Important	201	20.83%
Important	249	25.80%
Very Important	227	23.52%
	965	100.00%



HE14

Getting a job upon graduation

	Response	Percent
Very Unimportant	6	0.62%
Unimportant	8	0.82%
Somewhat Unimportant	10	1.03%
Neither Important nor Unimportant	48	4.95%
Somewhat Important	100	10.31%
Important	223	22.99%
Very Important	575	59.28%
	970	100.00%



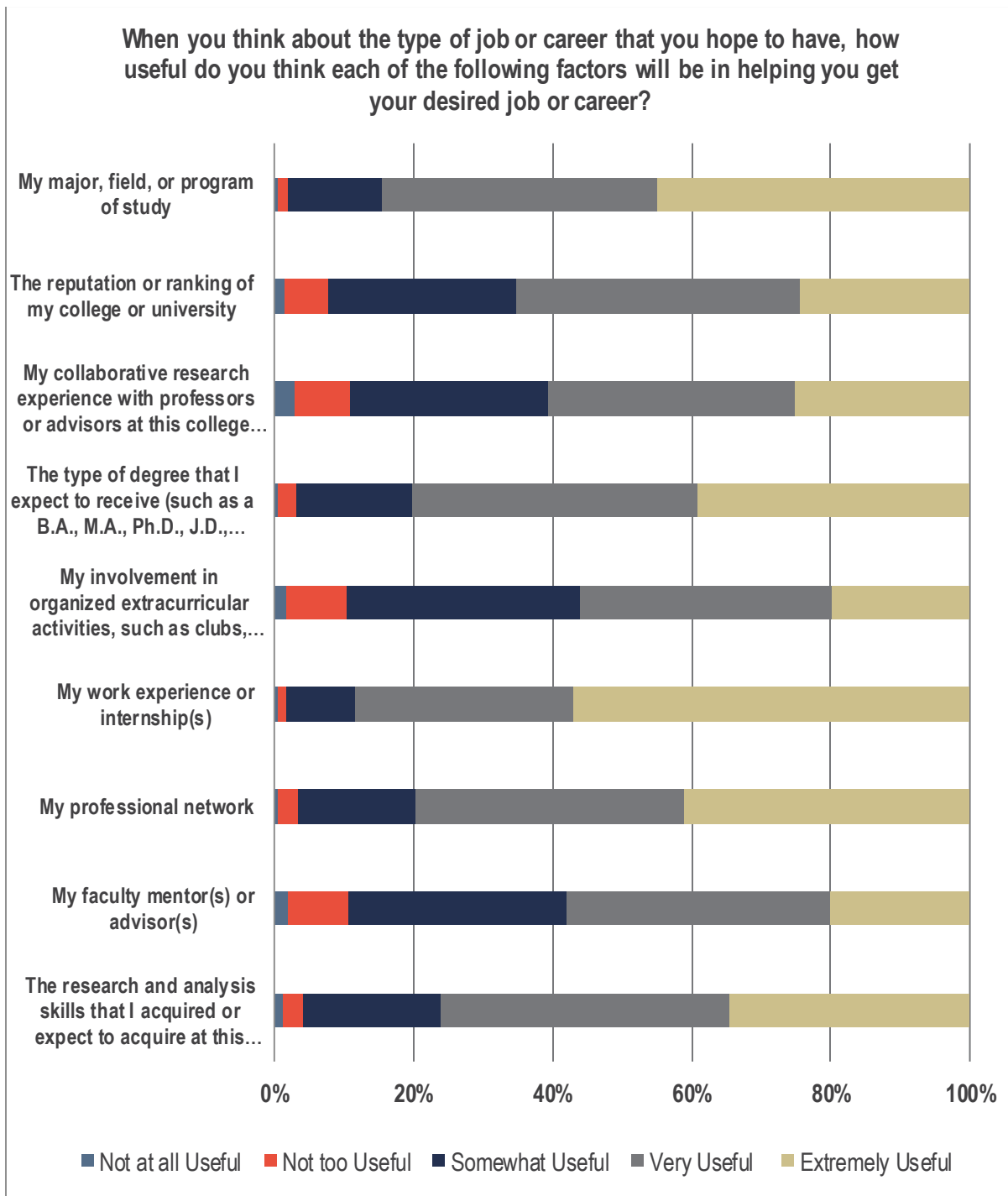
HE15

When you think about the type of job or career that you hope to have, how useful do you think each of the following factors will be in helping you get your desired job or career?

	Not at all Useful	Not too Useful	Somewhat Useful	Very Useful	Extremely Useful	Response
My major, field, or program of study	0.41%	1.65%	13.49%	39.44%	45.01%	971
The reputation or ranking of my college or university	1.45%	6.40%	26.86%	40.91%	24.38%	968
My collaborative research experience with professors or advisors at this college or university	2.89%	7.94%	28.45%	35.57%	25.15%	970
The type of degree that I expect to receive (such as a B.A., M.A., Ph.D., J.D., M.D., M.B.A., etc.)	0.62%	2.58%	16.70%	40.93%	39.18%	970
My involvement in organized extracurricular activities, such as clubs, sports, campus leadership or committees, etc.	1.65%	8.85%	33.44%	36.21%	19.86%	972
My work experience or internship(s)	0.52%	1.14%	10.02%	31.40%	56.92%	968
My professional network	0.62%	2.90%	16.86%	38.47%	41.16%	967
My faculty mentor(s) or advisor(s)	2.06%	8.66%	31.34%	37.84%	20.10%	970
The research and analysis skills that I acquired or expect to acquire at this college or university	1.34%	2.78%	19.79%	41.44%	34.64%	970

HE15

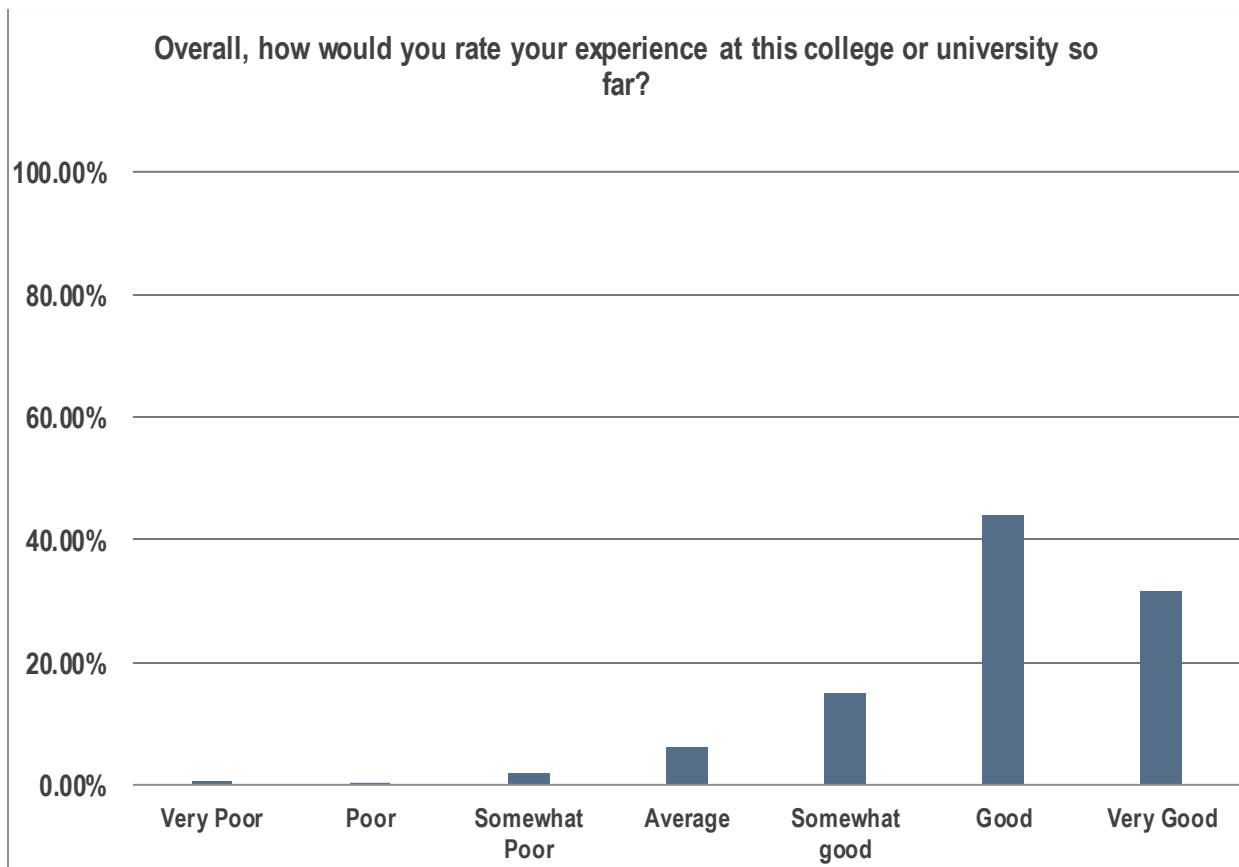
When you think about the type of job or career that you hope to have, how useful do you think each of the following factors will be in helping you get your desired job or career?



HE16

Overall, how would you rate your experience at this college or university so far?

	Response	Percent
Very Poor	6	0.62%
Poor	3	0.31%
Somewhat Poor	20	2.06%
Average	61	6.28%
Somewhat good	147	15.12%
Good	428	44.03%
Very Good	307	31.58%
	972	100.00%



Coursework and Academics

CA1

In the courses you are currently taking, how often are you assigned each of the following types of work?

CA2

In the courses you are currently taking, how often do you use each of the following types of sources of information for your coursework or research projects?

CA3

Please think about your most recently completed research project. Which of the following starting points did you use to begin your research?

CA4

How easy or difficult do you find it to access information and resources that you need for your coursework or research projects?

Please read the following statements and tell us whether you strongly agree with the statement, agree, somewhat agree, neither agree nor disagree, somewhat disagree, disagree, or strongly disagree.

CA5

My instructors help me develop the research skills to find and use academic sources of information for my coursework or research projects

CA6

Campus librarians or library staff help me develop the research skills to find and use academic sources of information for my coursework or research projects

CA7

The library serves as a starting point for locating information, resources, or citations that I use for my coursework or research projects

CA8

The courses that I have to take for my major are relevant to my educational goals

CA9

The courses that I have to take outside my major are relevant to my educational goals (for example, electives, prerequisites, core curriculum, or general education or G.E. courses)

CA10

The courses that I have to take for my major are relevant to my career goals

CA11

The courses that I have to take outside my major are relevant to my career goals (for example, electives, prerequisites, core curriculum, or general education or G.E. courses)

CA12

The main responsibility of my college or university library should be helping me access print or electronic versions of books, articles, data, images, and other resources that I may need for my coursework or research projects

CA13

The main responsibility of my college or university library should be supporting student learning by helping students to develop research skills and find, access, and make use of books, articles, data, images, and other resources

CA14

The courses that I have to take are all connected in a cohesive way

CA15

Today, a degree obtained from a fully online program is as valuable as a degree obtained from a traditional college or university experience

CA16

Today, it would be fine with me if all of the courses in my degree program were taught online

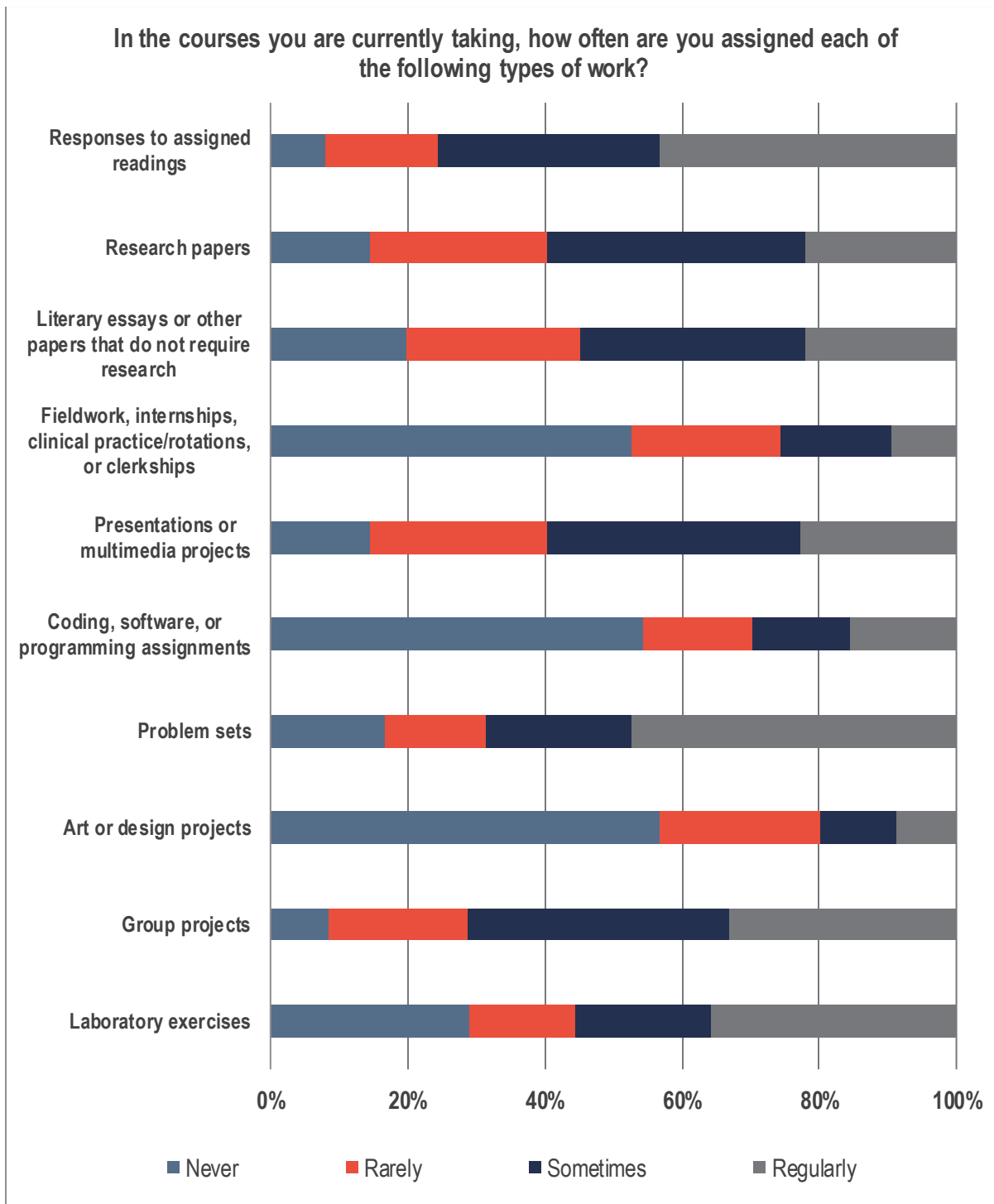
CA1

In the courses you are currently taking, how often are you assigned each of the following types of work?

	Never	Rarely	Sometimes	Regularly	Response
Responses to assigned readings	8.05%	16.41%	32.20%	43.34%	969
Research papers	14.46%	25.93%	37.50%	22.11%	968
Literary essays or other papers that do not require research	19.73%	25.52%	32.64%	22.11%	968
Fieldwork, internships, clinical practice/rotations, or clerkships	52.68%	21.75%	15.98%	9.59%	970
Presentations or multimedia projects	14.48%	25.75%	37.02%	22.75%	967
Coding, software, or programming assignments	54.39%	15.89%	14.14%	15.58%	969
Problem sets	16.77%	14.70%	21.22%	47.31%	966
Art or design projects	56.77%	23.47%	10.96%	8.79%	967
Group projects	8.51%	20.33%	38.07%	33.09%	964
Laboratory exercises	29.06%	15.41%	19.65%	35.88%	967

CA1

In the courses you are currently taking, how often are you assigned each of the following types of work?



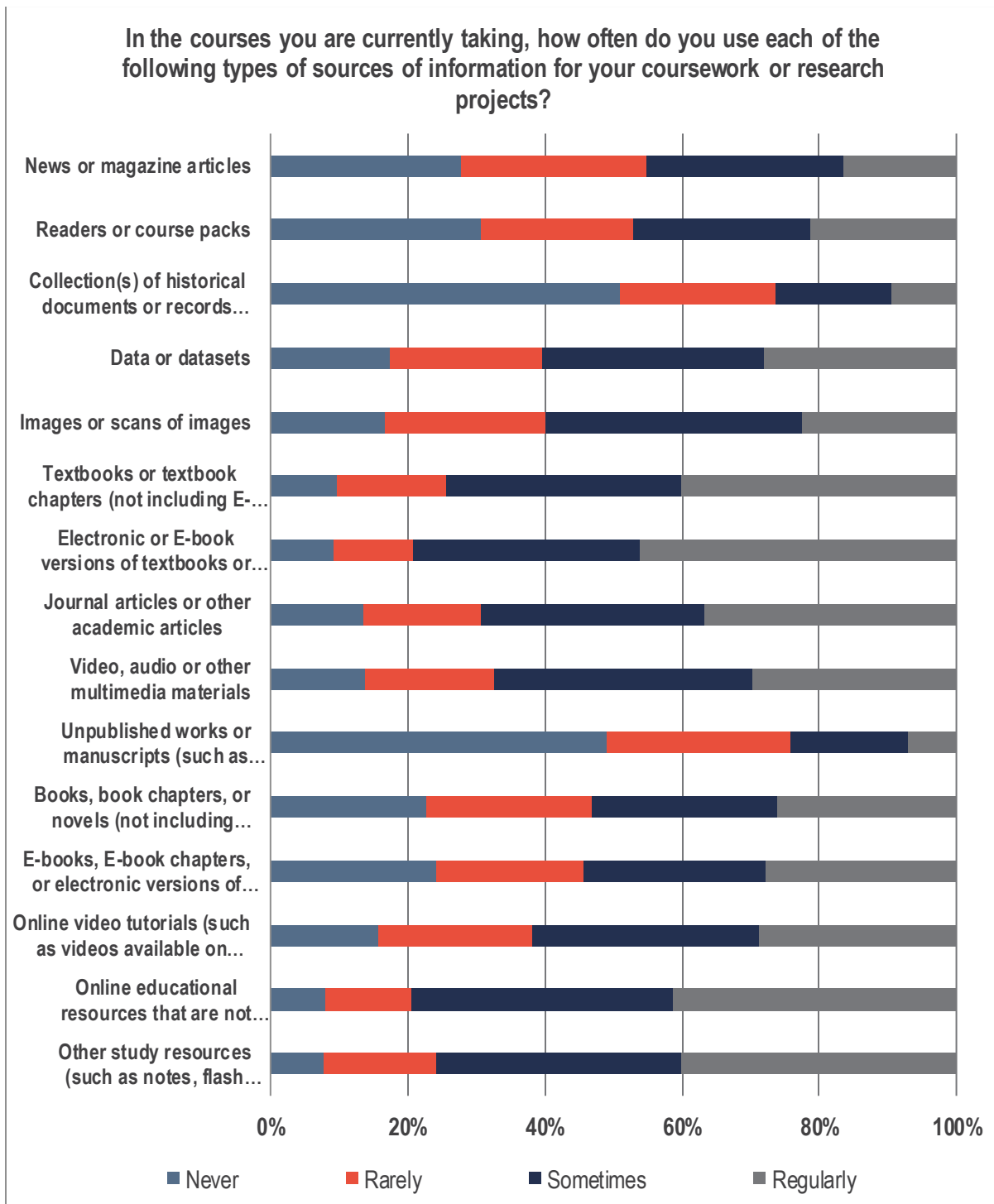
CA2

In the courses you are currently taking, how often do you use each of the following types of sources of information for your coursework or research projects?

	Never	Rarely	Sometimes	Regularly	Response
News or magazine articles	27.68%	27.16%	28.72%	16.44%	961
Readers or course packs	30.57%	22.28%	25.91%	21.24%	965
Collection(s) of historical documents or records (such as rare books, hand-written letters or diaries, artifacts, etc.)	50.98%	22.65%	16.96%	9.41%	967
Data or datasets	17.29%	22.26%	32.30%	28.16%	966
Images or scans of images	16.75%	23.27%	37.44%	22.54%	967
Textbooks or textbook chapters (not including E-book versions)	9.65%	15.87%	34.23%	40.25%	964
Electronic or E-book versions of textbooks or textbook chapters	9.13%	11.62%	33.20%	46.06%	964
Journal articles or other academic articles	13.65%	16.96%	32.57%	36.81%	967
Video, audio or other multimedia materials	13.81%	18.80%	37.69%	29.70%	963
Unpublished works or manuscripts (such as planning documents, agency reports, white papers, etc.)	48.97%	26.91%	17.11%	7.01%	970
Books, book chapters, or novels (not including textbooks or E-book versions)	22.82%	24.07%	26.87%	26.24%	964
E-books, E-book chapters, or electronic versions of novels (not including textbooks)	24.10%	21.61%	26.47%	27.82%	967
Online video tutorials (such as videos available on Khan Academy, Lynda.com, YouTube, etc.)	15.62%	22.44%	33.20%	28.75%	967
Online educational resources that are not videos (such as Wikipedia, study guides, etc.)	7.88%	12.76%	37.97%	41.39%	964
Other study resources (such as notes, flash cards, study guides or handouts, etc.)	7.65%	16.44%	35.88%	40.02%	967

CA2

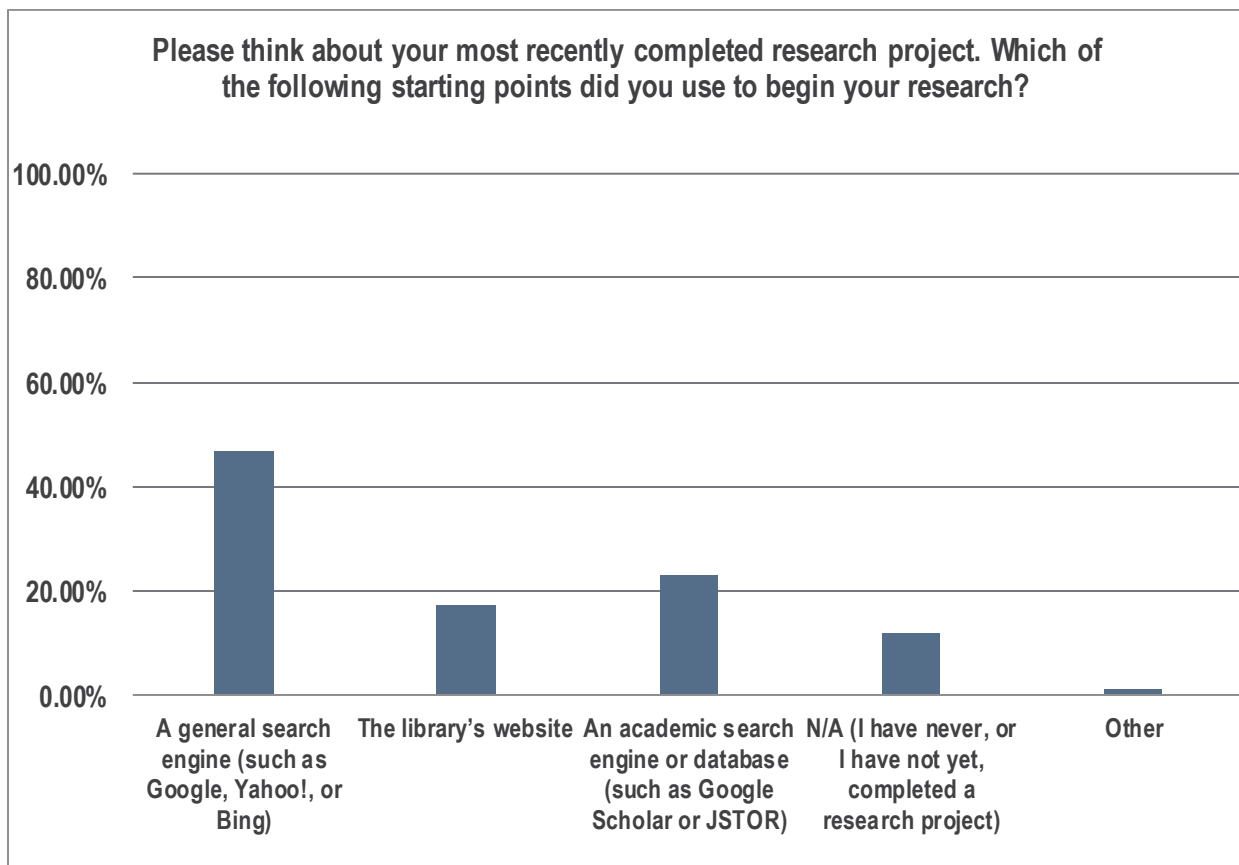
In the courses you are currently taking, how often do you use each of the following types of sources of information for your coursework or research projects?



CA3

Please think about your most recently completed research project. Which of the following starting points did you use to begin your research?

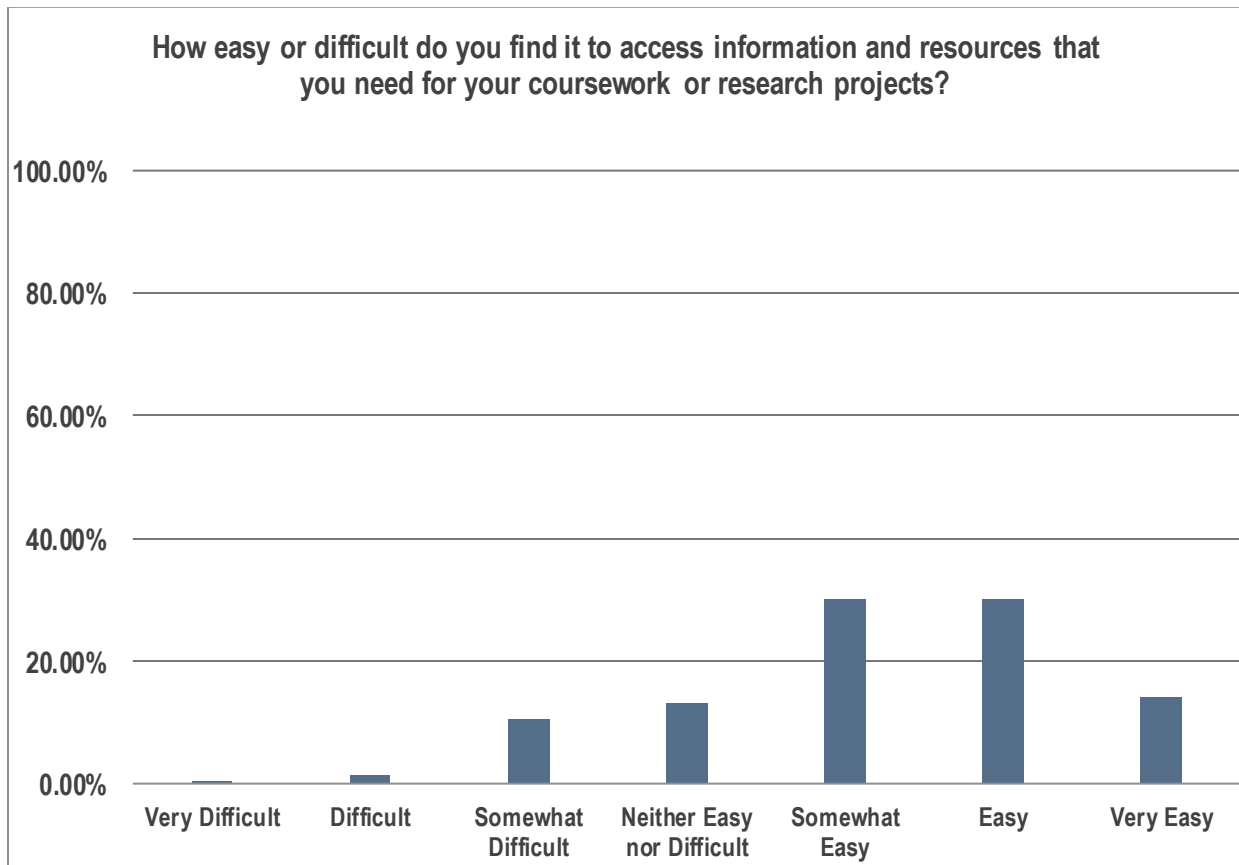
	Response	Percent
A general search engine (such as Google, Yahoo!, or Bing)	454	46.71%
The library's website	167	17.18%
An academic search engine or database (such as Google Scholar or JSTOR)	225	23.15%
N/A (I have never, or I have not yet, completed a research project)	115	11.83%
Other	11	1.13%
	972	100.00%



CA4

How easy or difficult do you find it to access information and resources that you need for your coursework or research projects?

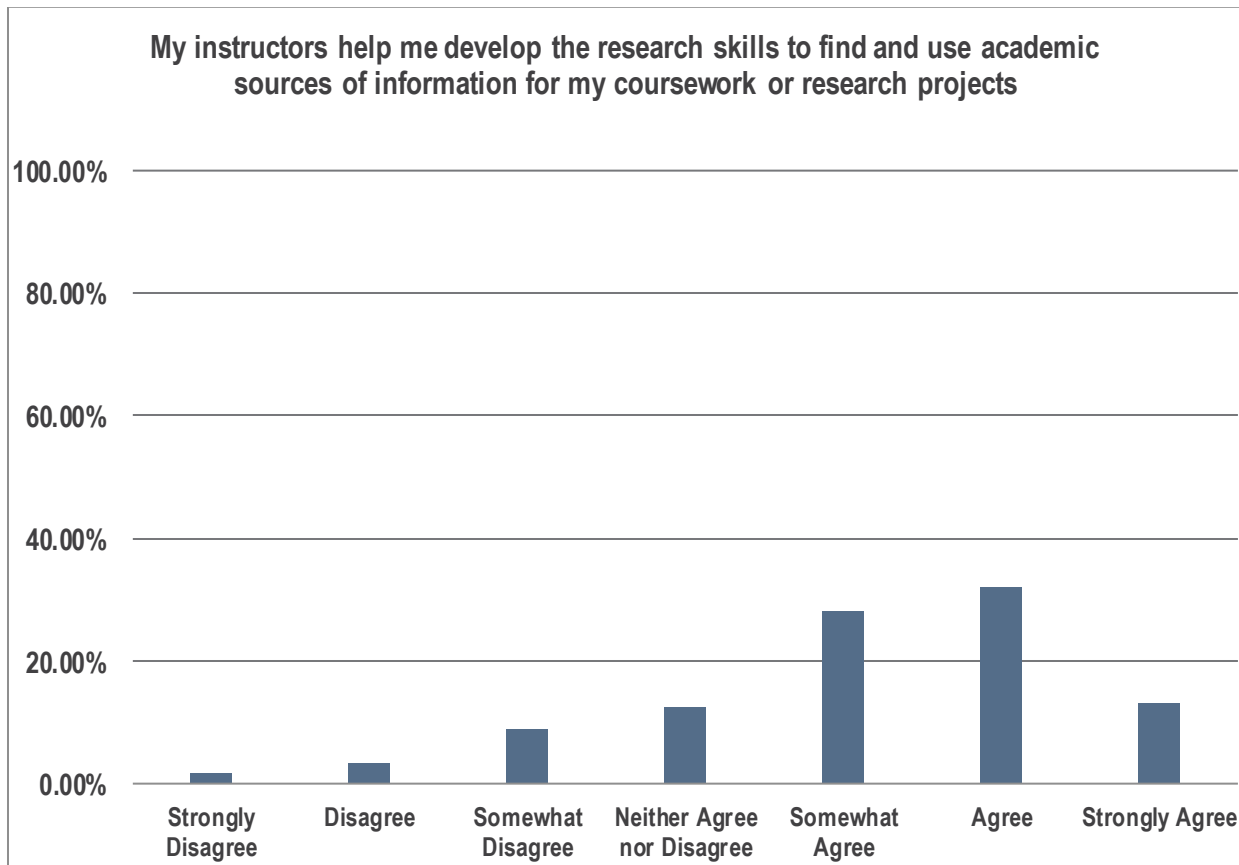
	Response	Percent
Very Difficult	5	0.52%
Difficult	13	1.34%
Somewhat Difficult	102	10.52%
Neither Easy nor Difficult	128	13.20%
Somewhat Easy	293	30.21%
Easy	292	30.10%
Very Easy	137	14.12%
	970	100.00%



CA5

My instructors help me develop the research skills to find and use academic sources of information for my coursework or research projects

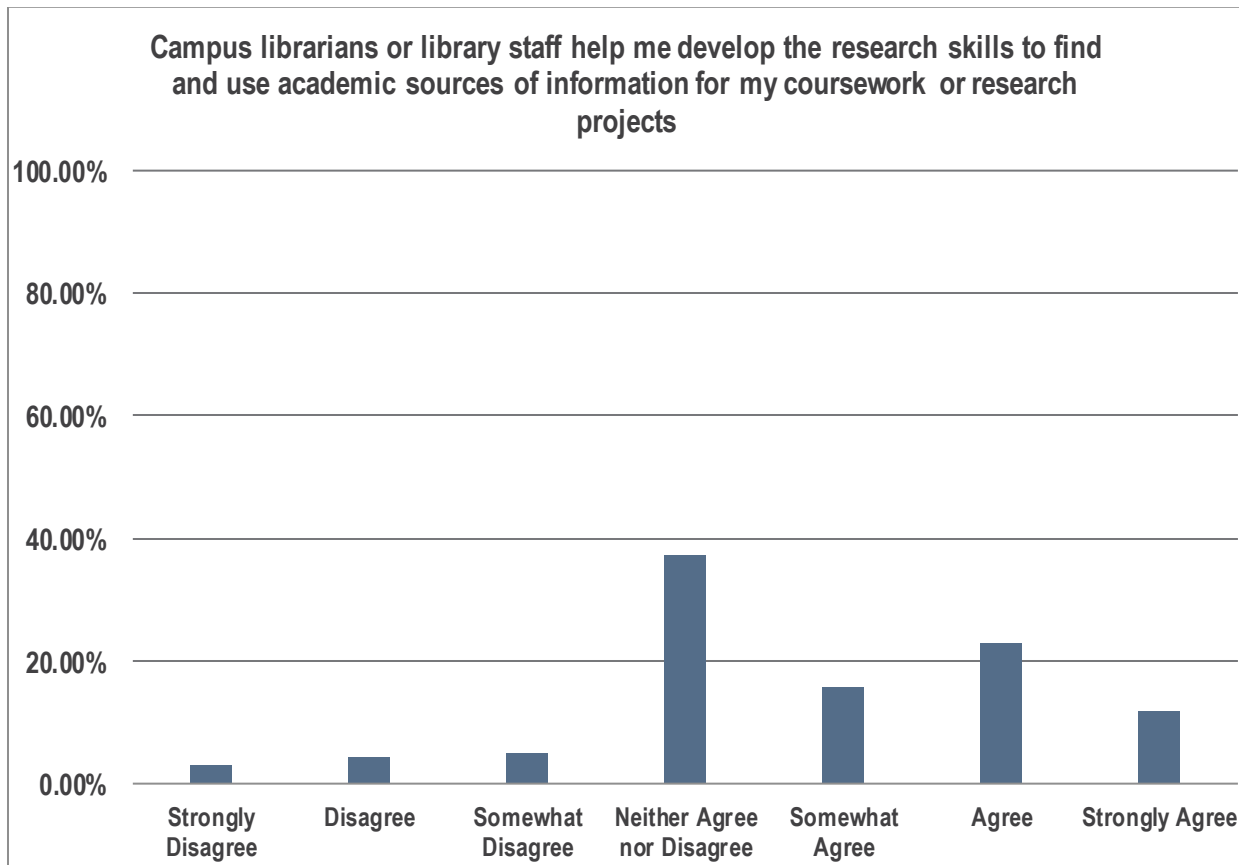
	Response	Percent
Strongly Disagree	17	1.76%
Disagree	34	3.52%
Somewhat Disagree	86	8.89%
Neither Agree nor Disagree	122	12.62%
Somewhat Agree	271	28.02%
Agree	310	32.06%
Strongly Agree	127	13.13%
	967	100.00%



CA6

Campus librarians or library staff help me develop the research skills to find and use academic sources of information for my coursework or research projects

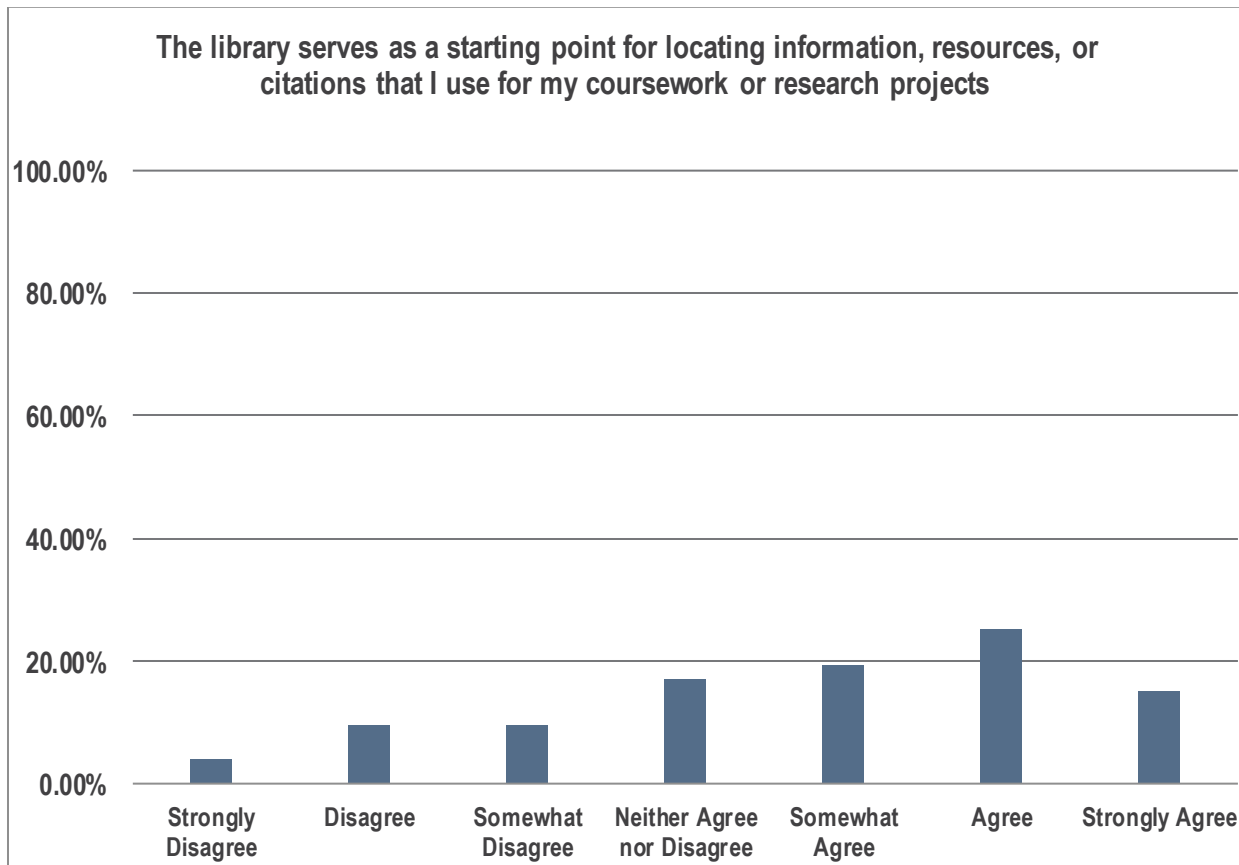
	Response	Percent
Strongly Disagree	29	3.02%
Disagree	43	4.48%
Somewhat Disagree	48	5.00%
Neither Agree nor Disagree	358	37.29%
Somewhat Agree	150	15.63%
Agree	219	22.81%
Strongly Agree	113	11.77%
	960	100.00%



CA7

The library serves as a starting point for locating information, resources, or citations that I use for my coursework or research projects

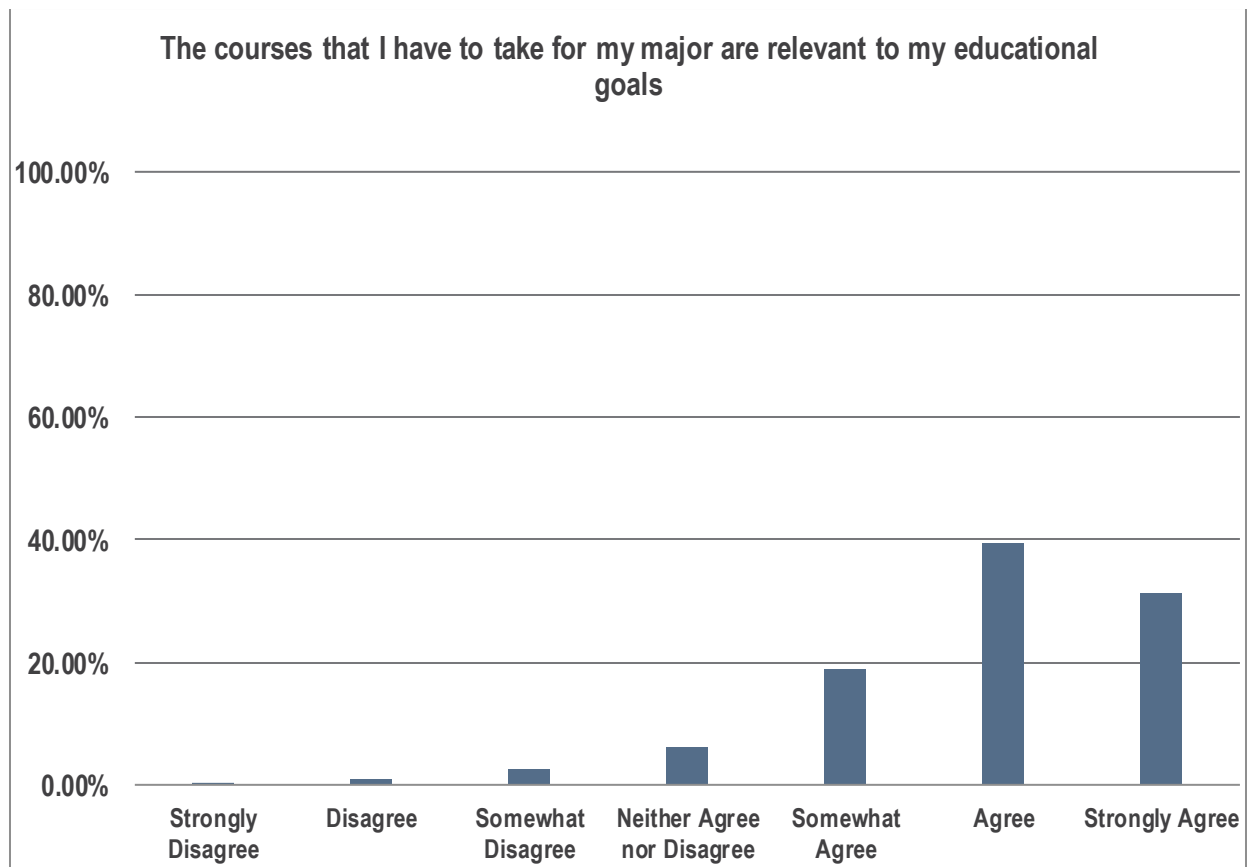
	Response	Percent
Strongly Disagree	40	4.18%
Disagree	91	9.51%
Somewhat Disagree	92	9.61%
Neither Agree nor Disagree	163	17.03%
Somewhat Agree	186	19.44%
Agree	241	25.18%
Strongly Agree	144	15.05%
	957	100.00%



CA8

The courses that I have to take for my major are relevant to my educational goals

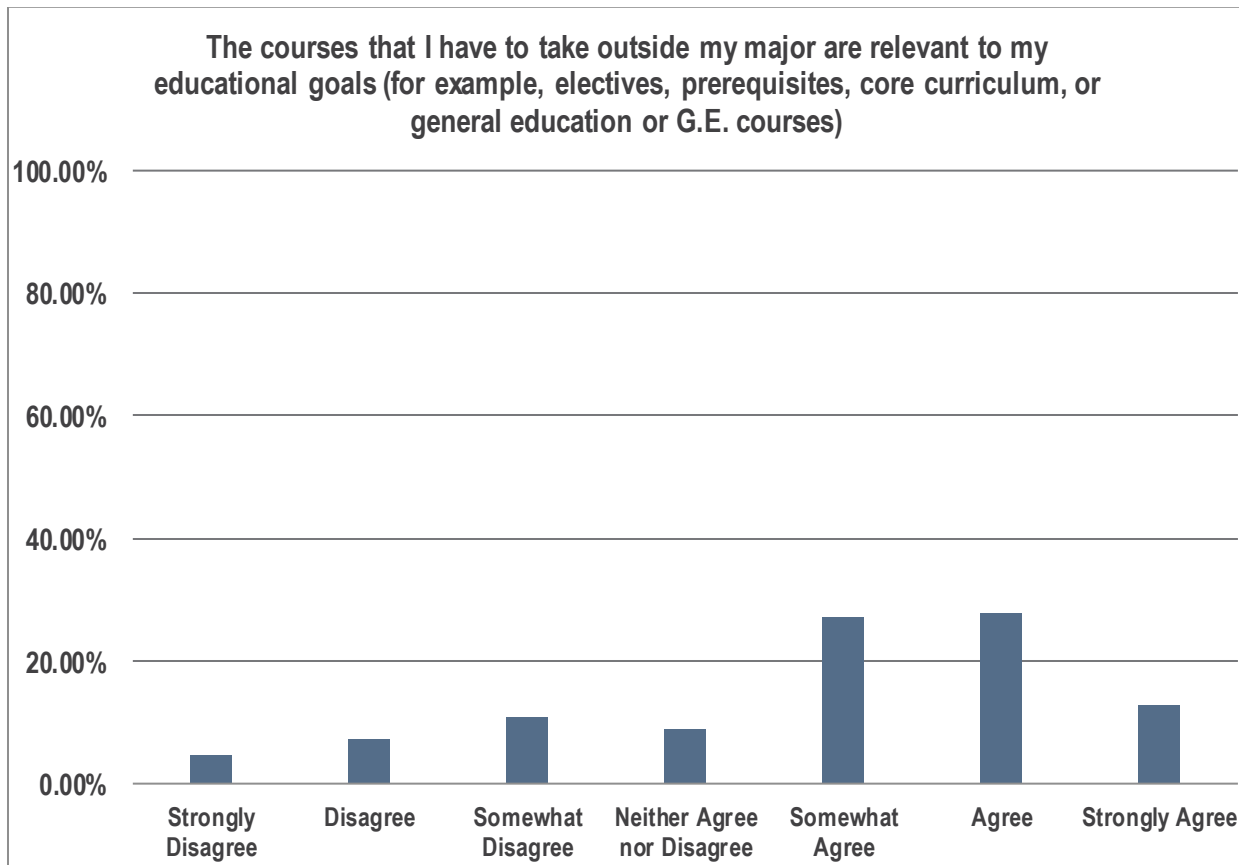
	Response	Percent
Strongly Disagree	3	0.31%
Disagree	9	0.94%
Somewhat Disagree	26	2.71%
Neither Agree nor Disagree	60	6.26%
Somewhat Agree	182	18.98%
Agree	379	39.52%
Strongly Agree	300	31.28%
	959	100.00%



CA9

The courses that I have to take outside my major are relevant to my educational goals (for example, electives, prerequisites, core curriculum, or general education or G.E. courses)

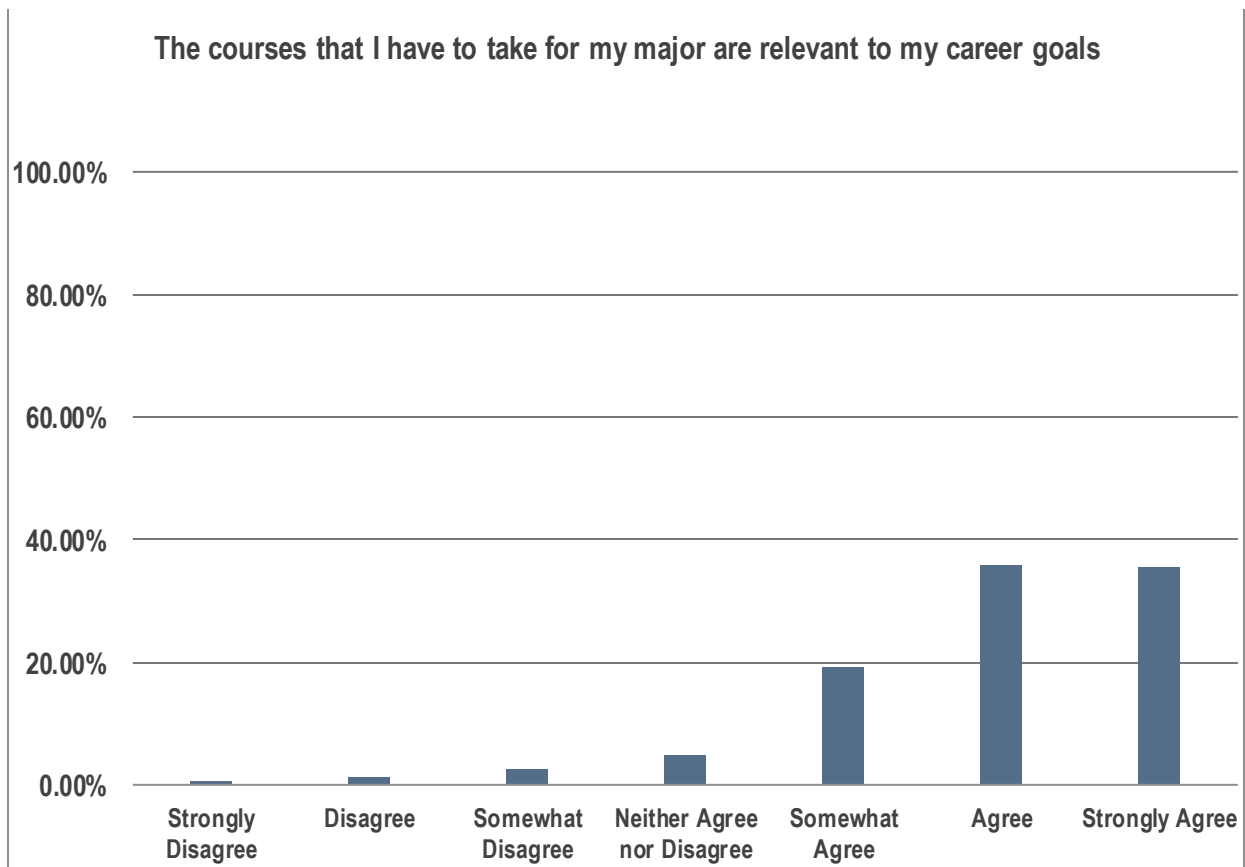
	Response	Percent
Strongly Disagree	44	4.56%
Disagree	71	7.37%
Somewhat Disagree	106	11.00%
Neither Agree nor Disagree	87	9.02%
Somewhat Agree	262	27.18%
Agree	269	27.90%
Strongly Agree	125	12.97%
	964	100.00%



CA10

The courses that I have to take for my major are relevant to my career goals

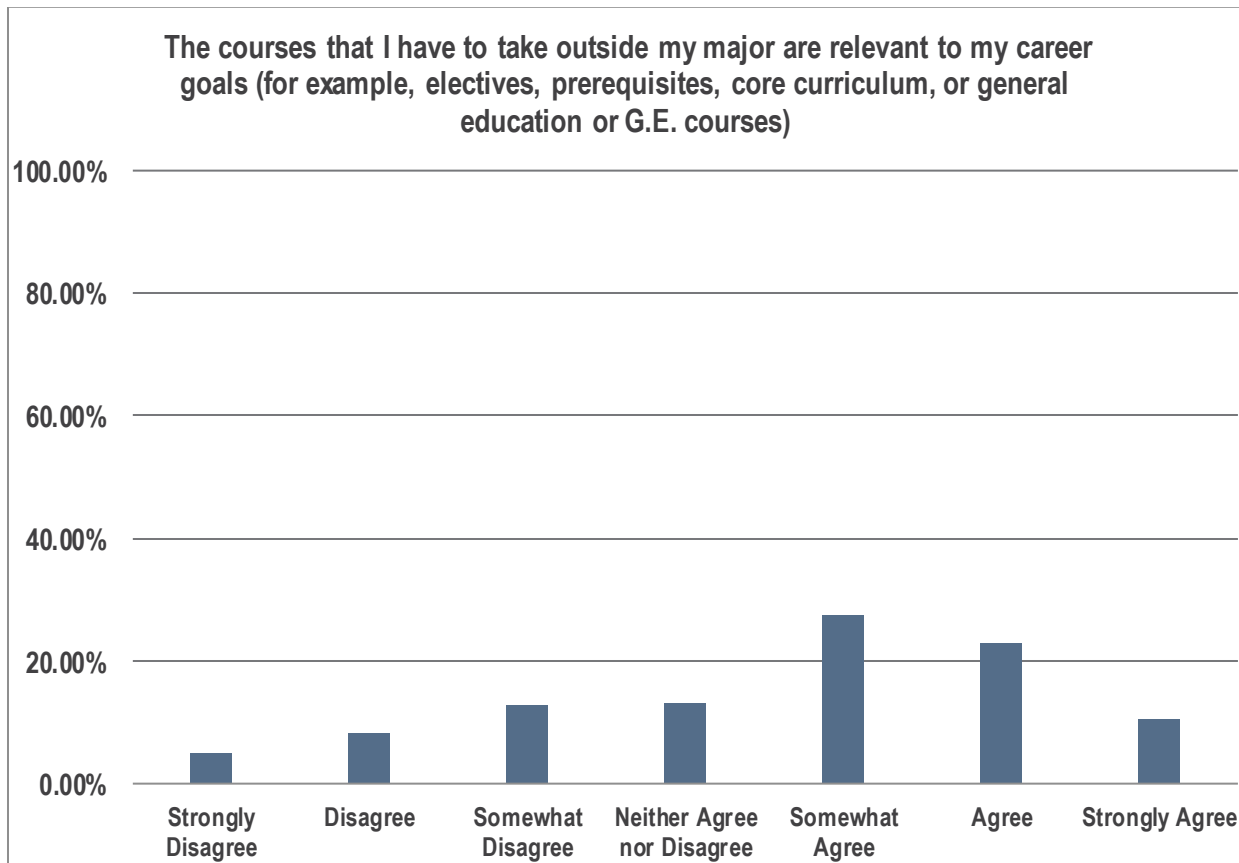
	Response	Percent
Strongly Disagree	7	0.73%
Disagree	12	1.25%
Somewhat Disagree	25	2.61%
Neither Agree nor Disagree	46	4.80%
Somewhat Agree	183	19.08%
Agree	344	35.87%
Strongly Agree	342	35.66%
	959	100.00%



CA11

The courses that I have to take outside my major are relevant to my career goals (for example, electives, prerequisites, core curriculum, or general education or G.E. courses)

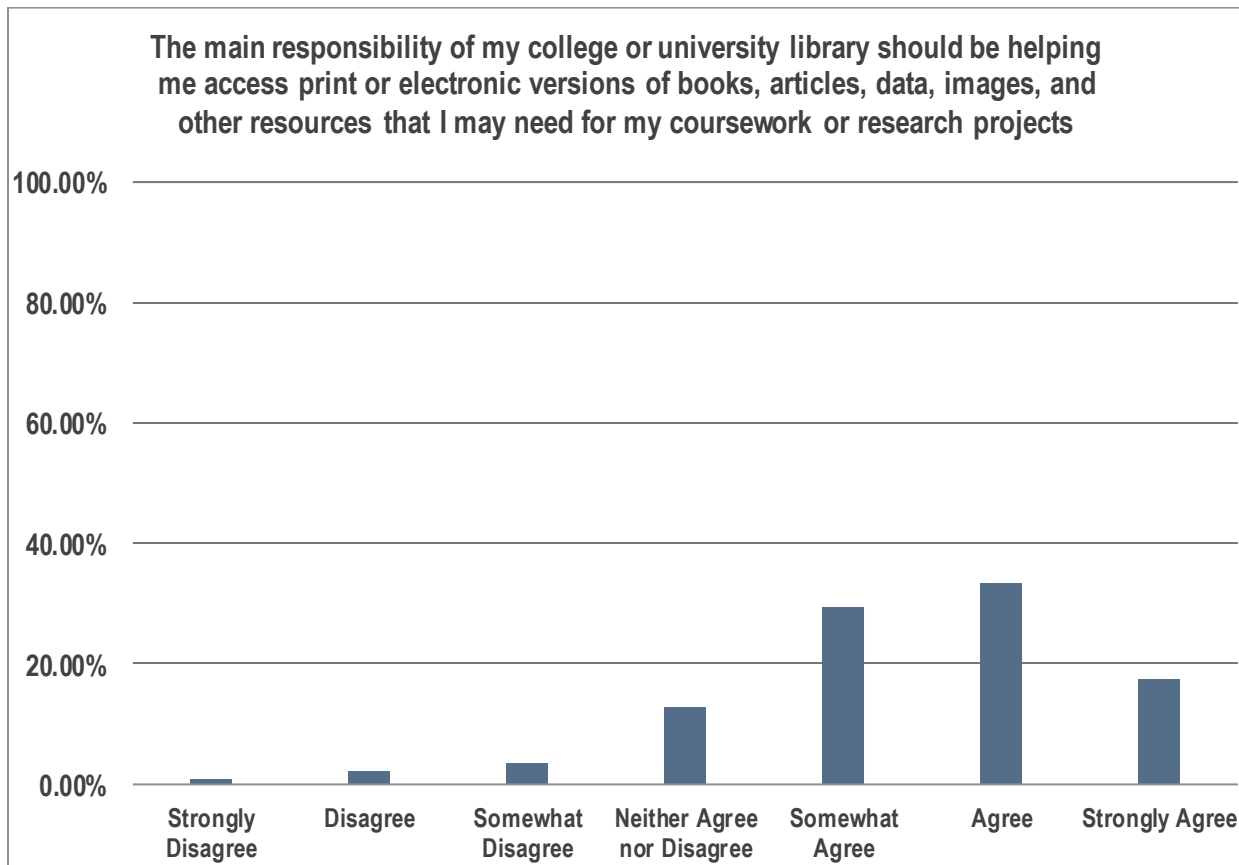
	Response	Percent
Strongly Disagree	49	5.10%
Disagree	78	8.12%
Somewhat Disagree	122	12.70%
Neither Agree nor Disagree	127	13.22%
Somewhat Agree	264	27.47%
Agree	219	22.79%
Strongly Agree	102	10.61%
	961	100.00%



CA12

The main responsibility of my college or university library should be helping me access print or electronic versions of books, articles, data, images, and other resources that I may need for my coursework or research projects

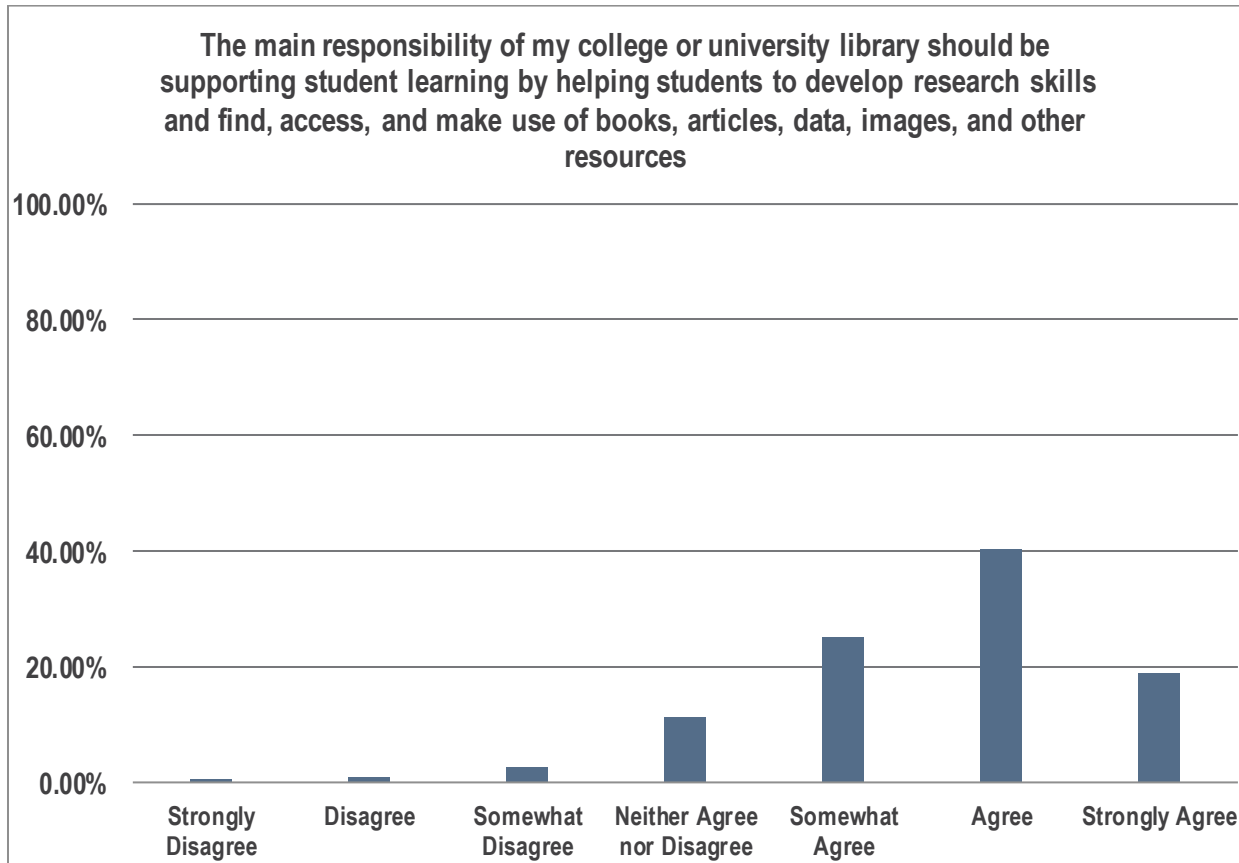
	Response	Percent
Strongly Disagree	8	0.83%
Disagree	22	2.28%
Somewhat Disagree	35	3.63%
Neither Agree nor Disagree	124	12.88%
Somewhat Agree	283	29.39%
Agree	323	33.54%
Strongly Agree	168	17.45%
	963	100.00%



CA13

The main responsibility of my college or university library should be supporting student learning by helping students to develop research skills and find, access, and make use of books, articles, data, images, and other resources

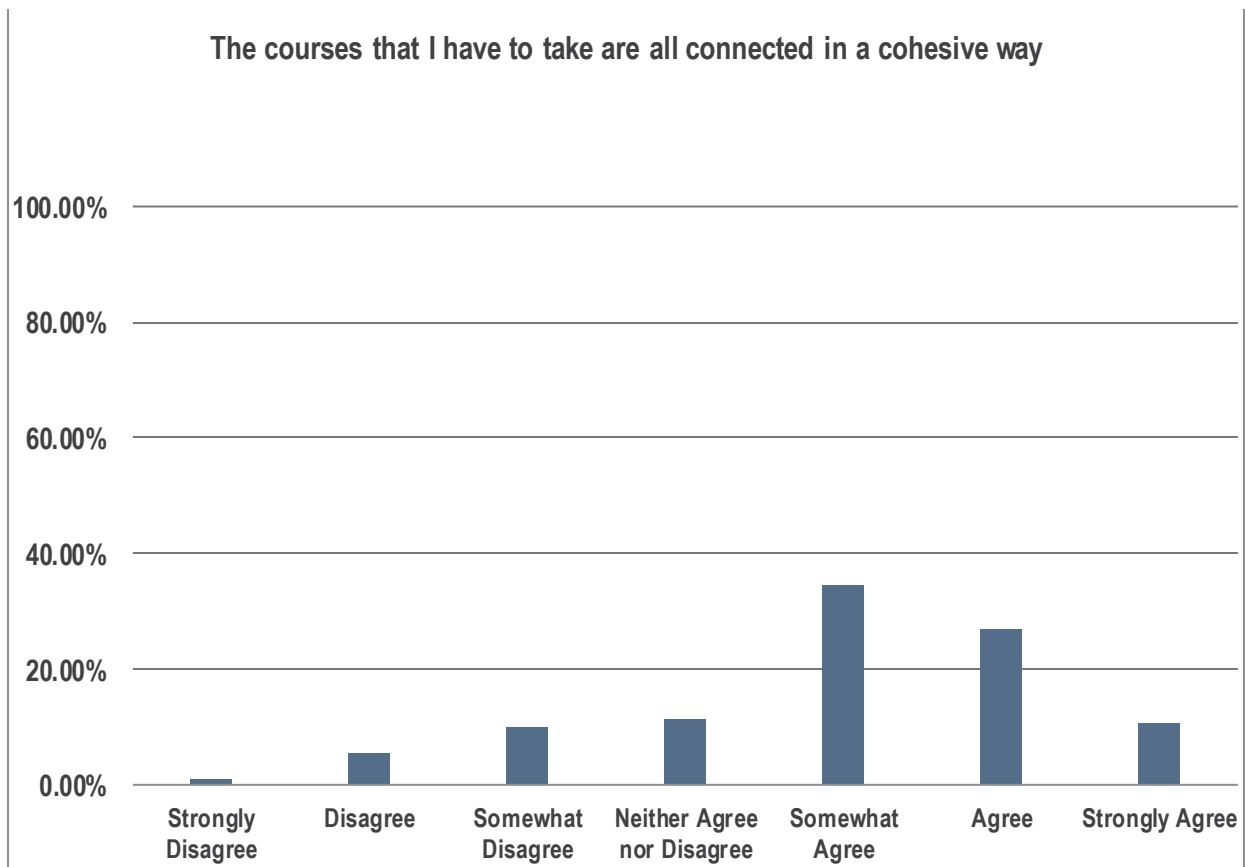
	Response	Percent
Strongly Disagree	6	0.63%
Disagree	9	0.94%
Somewhat Disagree	25	2.61%
Neither Agree nor Disagree	109	11.37%
Somewhat Agree	240	25.03%
Agree	387	40.35%
Strongly Agree	183	19.08%
	959	100.00%



CA14

The courses that I have to take are all connected in a cohesive way

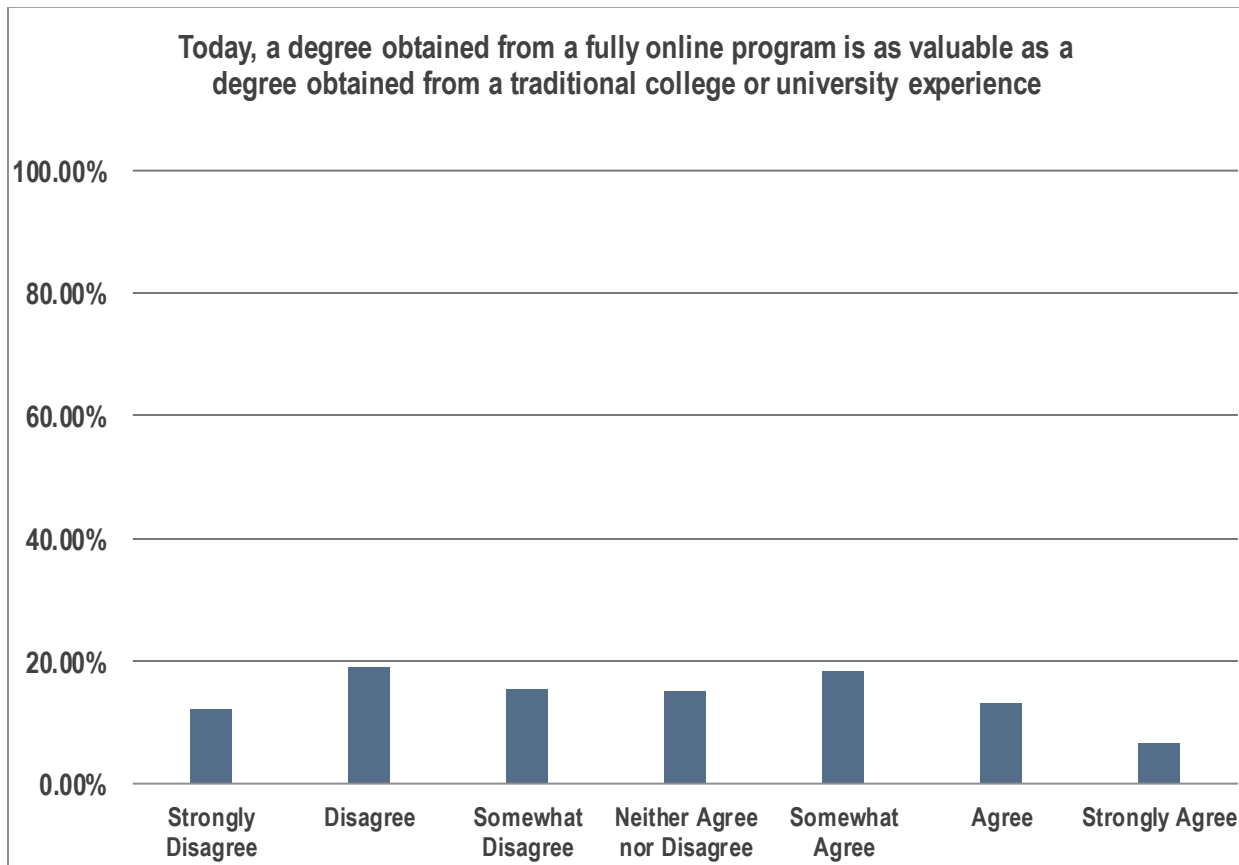
	Response	Percent
Strongly Disagree	11	1.14%
Disagree	52	5.39%
Somewhat Disagree	97	10.06%
Neither Agree nor Disagree	109	11.31%
Somewhat Agree	332	34.44%
Agree	260	26.97%
Strongly Agree	103	10.68%
	964	100.00%



CA15

Today, a degree obtained from a fully online program is as valuable as a degree obtained from a traditional college or university experience

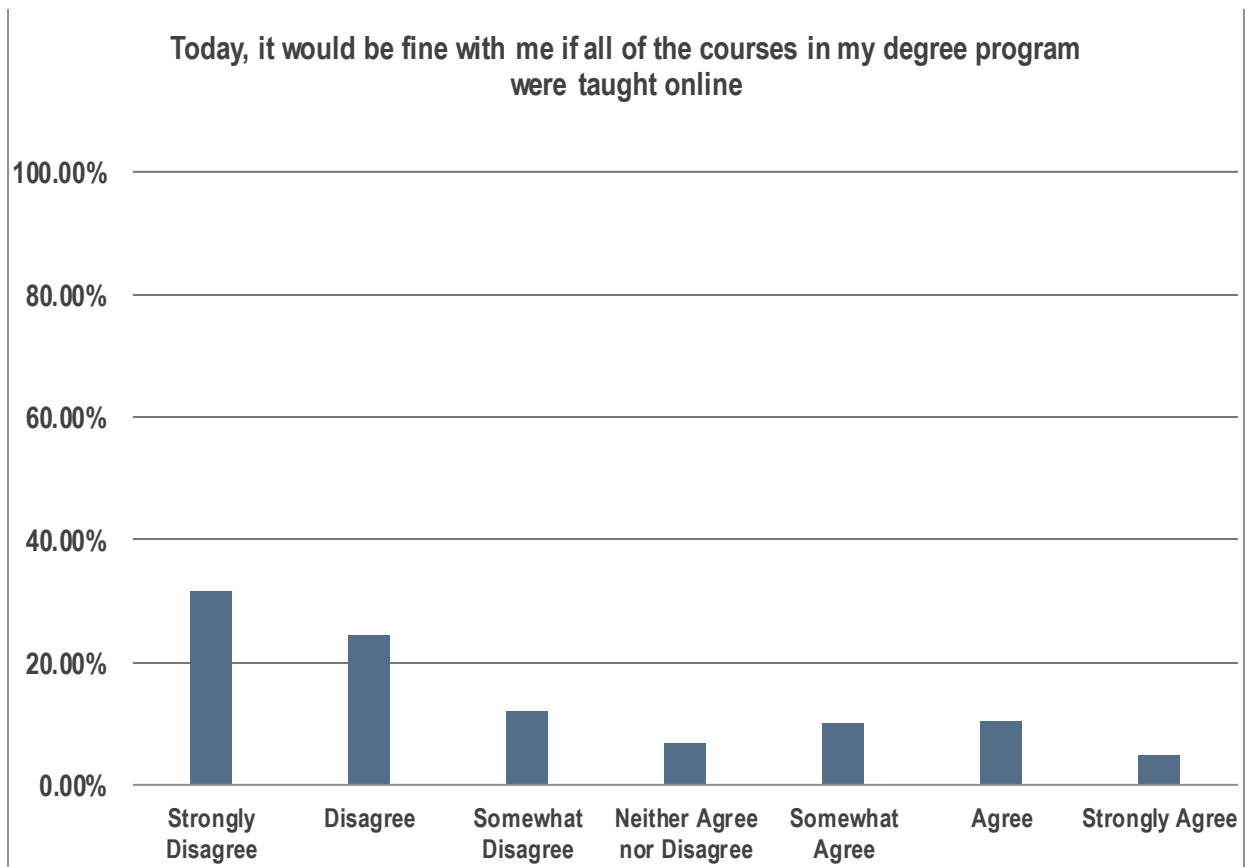
	Response	Percent
Strongly Disagree	117	12.14%
Disagree	184	19.09%
Somewhat Disagree	149	15.46%
Neither Agree nor Disagree	147	15.25%
Somewhat Agree	176	18.26%
Agree	128	13.28%
Strongly Agree	63	6.54%
	964	100.00%



CA16

Today, it would be fine with me if all of the courses in my degree program were taught online

	Response	Percent
Strongly Disagree	305	31.54%
Disagree	235	24.30%
Somewhat Disagree	116	12.00%
Neither Agree nor Disagree	67	6.93%
Somewhat Agree	97	10.03%
Agree	100	10.34%
Strongly Agree	47	4.86%
	967	100.00%



Role of the Library

The graphs for some of these questions have been omitted from this report due to size. These data can be found in the spreadsheet of raw data.

How useful is it to you personally that your campus library provides each of the services listed below?

ROL1

The library stores, organizes, and keeps track of books, articles, data, images, or other resources

ROL2

The library pays for resources that I need for my coursework or research projects, from academic journals to books to electronic databases

ROL3

The library supports and facilitates my learning or studying activities

ROL4

The library helps students develop research skills

How useful is it to you personally that your campus librarians or library staff provide each of the services listed below?

ROL5

Librarians or library staff provide assistance or guidance in finding sources for coursework or research projects (such as books, articles, databases, websites, etc.)

ROL6

Librarians or library staff provide assistance or guidance on managing citations of books, articles, data, images, or websites for coursework or research projects (such as for a bibliography, works cited, or index section)

ROL7

Librarians or library staff provide assistance or guidance on using information ethically (such as to avoid plagiarism)

ROL8

Librarians or library staff provide assistance or guidance with managing data or datasets

ROL9

Librarians or library staff provide help for learning about technological, digital, or online tools for coursework or research

ROL10

Librarians or library staff provide support in learning and using online search engines or databases

ROL11

Are you currently or have you ever been employed in a campus library at this college or university?

ROL12

How often do you go inside a library building on campus at this college or university? If you are currently employed in a campus library, please do not include work-related times when answering this question.

ROL13

Which of the following campus library locations do you visit most often? Please select one:

ROL14

How often do you interact with librarians or library staff members at this college or university (either in person or via email or an online chat platform)? If you are currently employed in a campus library, please do not include work-related interactions when answering this question.

ROL15 [Contingent on respondent having interacted with librarians' / library staff]

And, what was the main reason for your most recent interaction with a librarian or library staff member at this college or university? If you are currently employed in a campus library, please think about your most recent non-work related interaction when answering this question.

ROL16

How often do you access information or resources for your coursework or research projects online from an off-campus location (such as through a proxy server, VPN, or by logging in through your college or university account)?

ROL17

Have you ever attended a session, class, or section on how to find information for your coursework or research projects using your campus library's resources?

ROL18 [Contingent on respondent selecting "Yes" or "I'm not sure" in ROL16]

Have you attended a library information session, class, or section that was (please select "yes" for all that apply):

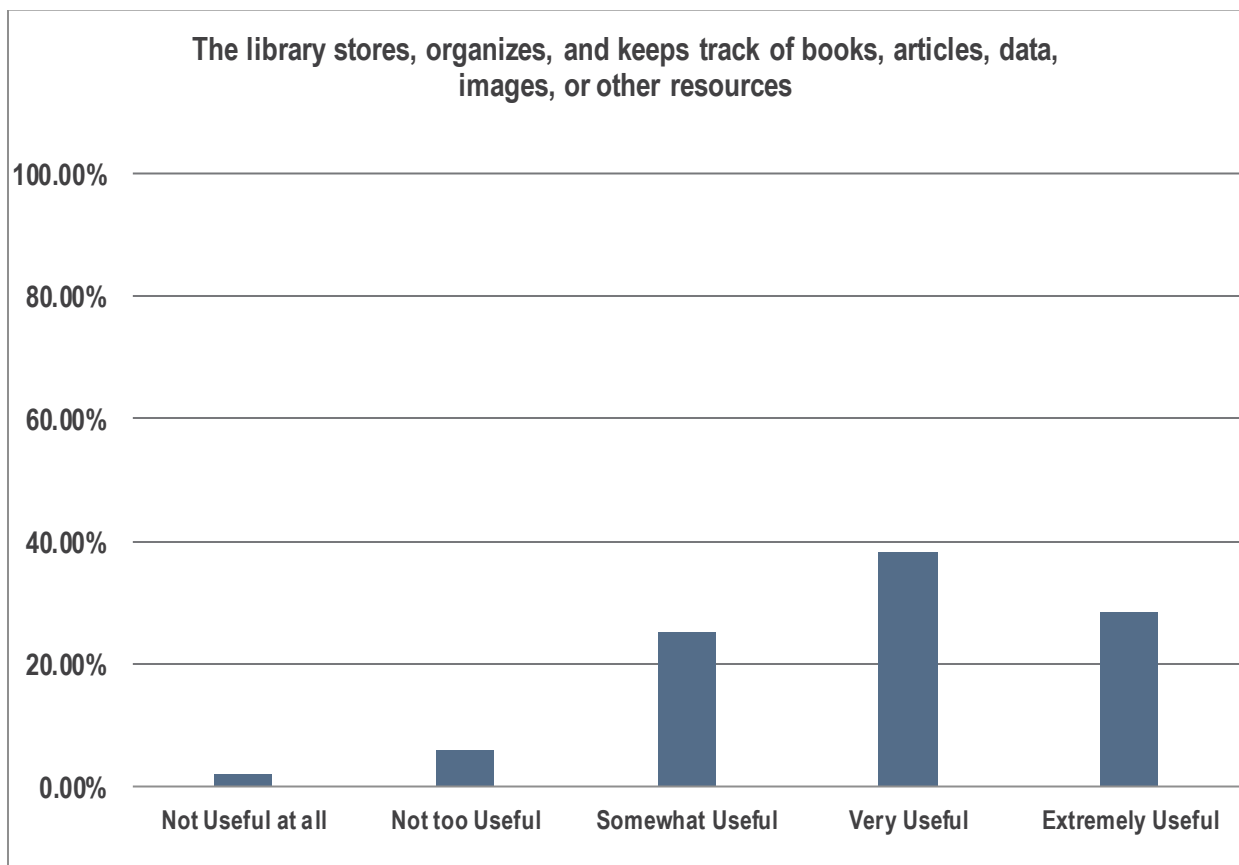
ROL19 [Contingent on respondent having been inside a library building on campus]

In general, about how long do you usually stay when you go in a library building on campus at this college or university? If you are currently employed in a campus library, please do not include work hours when answering this question.

ROL1

The library stores, organizes, and keeps track of books, articles, data, images, or other resources

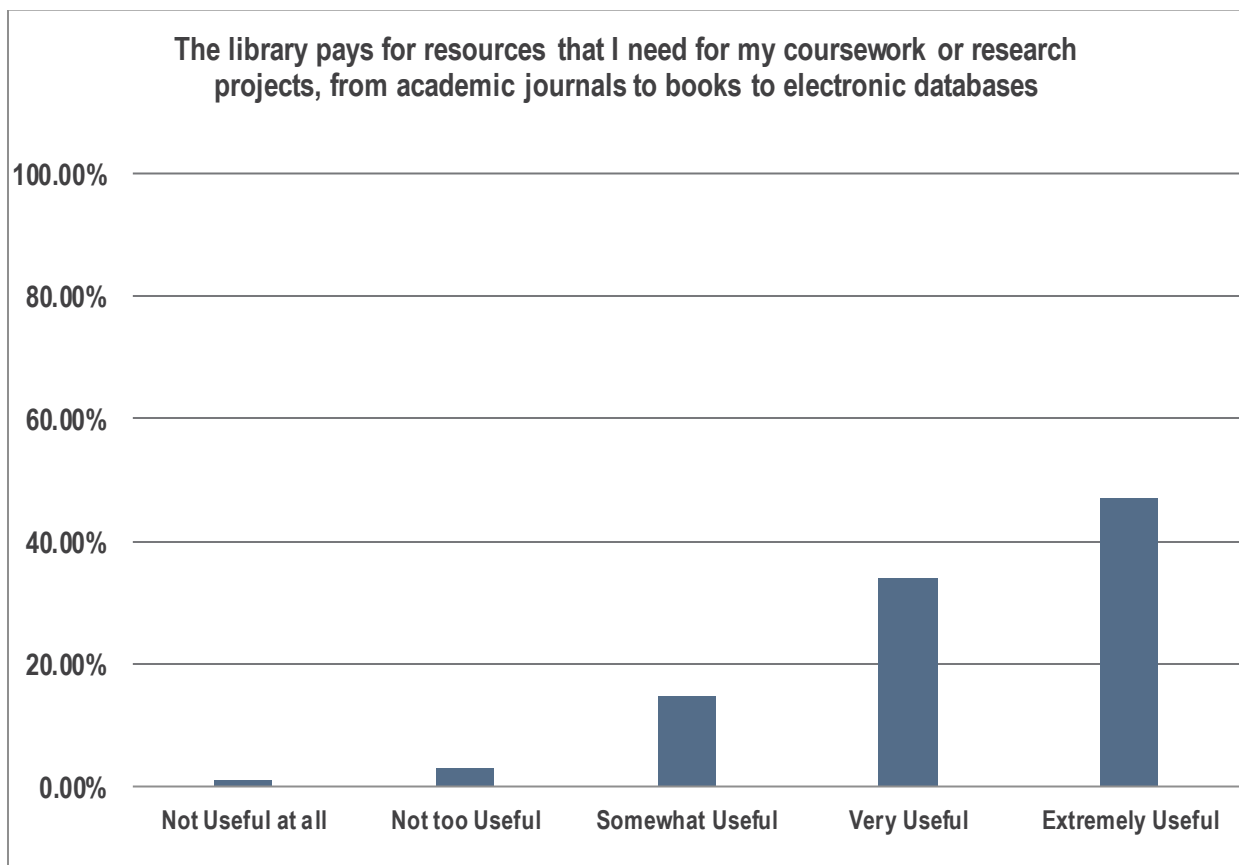
	Response	Percent
Not Useful at all	21	2.18%
Not too Useful	58	6.02%
Somewhat Useful	242	25.10%
Very Useful	370	38.38%
Extremely Useful	273	28.32%
	964	100.00%



ROL2

The library pays for resources that I need for my coursework or research projects, from academic journals to books to electronic databases

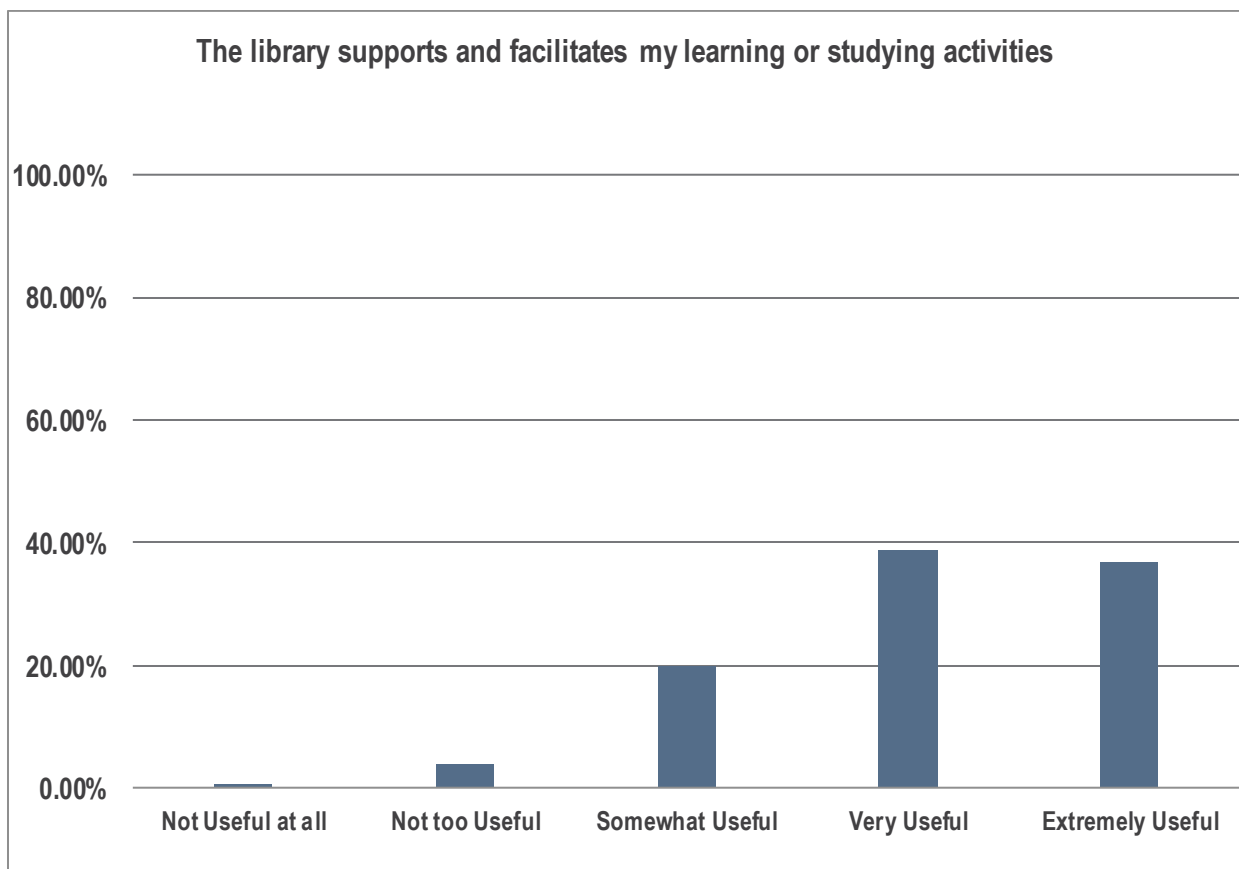
	Response	Percent
Not Useful at all	10	1.04%
Not too Useful	30	3.12%
Somewhat Useful	141	14.64%
Very Useful	328	34.06%
Extremely Useful	454	47.14%
	963	100.00%



ROL3

The library supports and facilitates my learning or studying activities

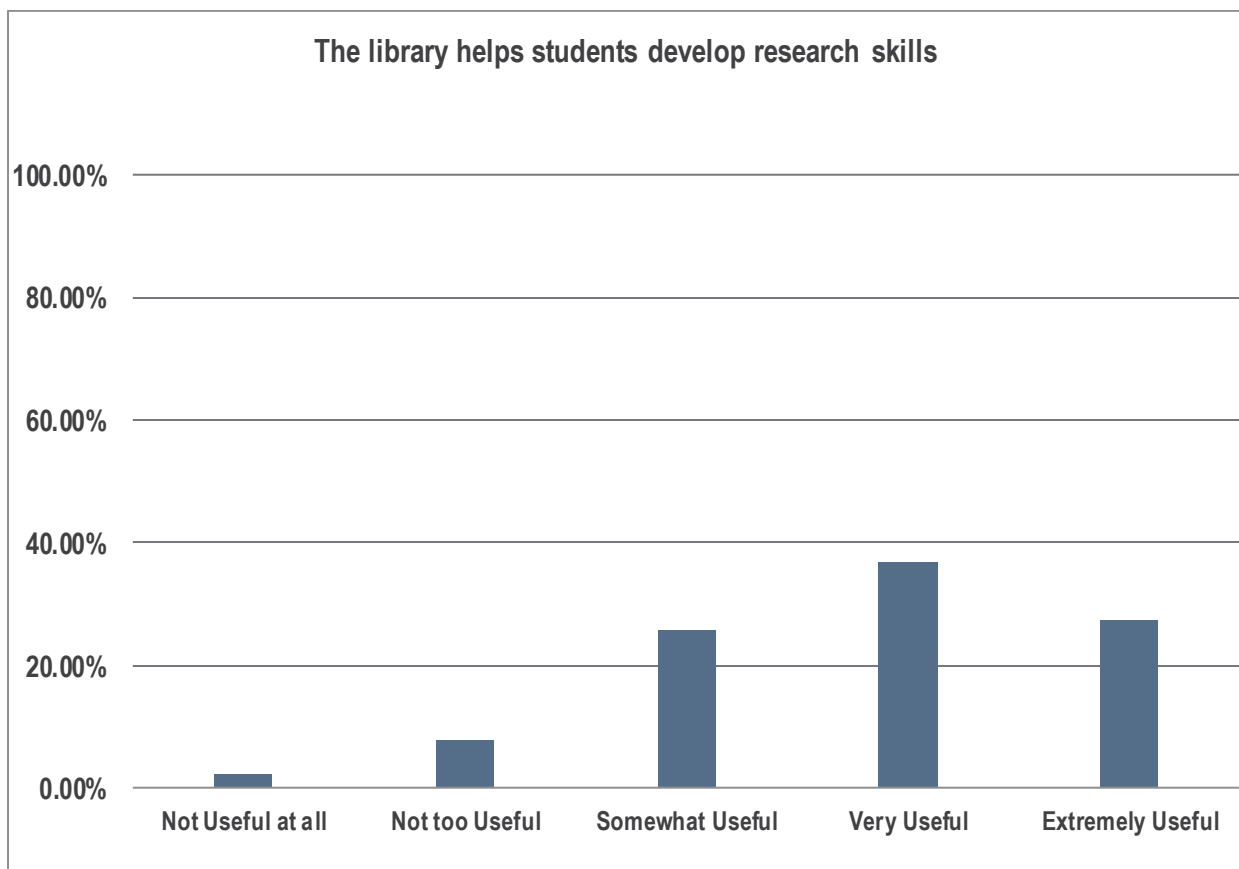
	Response	Percent
Not Useful at all	7	0.73%
Not too Useful	36	3.73%
Somewhat Useful	190	19.71%
Very Useful	375	38.90%
Extremely Useful	356	36.93%
	964	100.00%



ROL4

The library helps students develop research skills

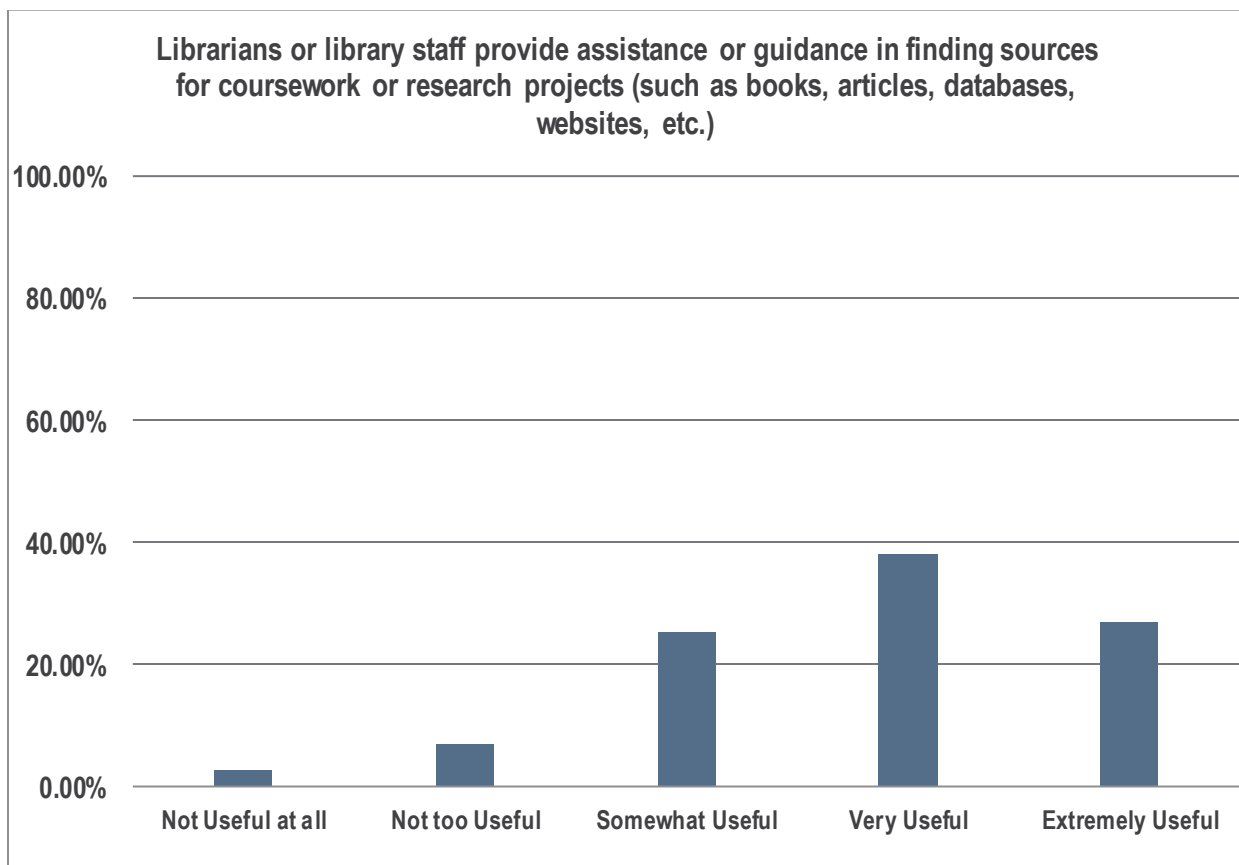
	Response	Percent
Not Useful at all	23	2.39%
Not too Useful	74	7.70%
Somewhat Useful	247	25.70%
Very Useful	353	36.73%
Extremely Useful	264	27.47%
	961	100.00%



ROL5

Librarians or library staff provide assistance or guidance in finding sources for coursework or research projects (such as books, articles, databases, websites, etc.)

	Response	Percent
Not Useful at all	26	2.71%
Not too Useful	67	6.99%
Somewhat Useful	242	25.26%
Very Useful	366	38.20%
Extremely Useful	257	26.83%
	958	100.00%



ROL6

Librarians or library staff provide assistance or guidance on managing citations of books, articles, data, images, or websites for coursework or research projects (such as for a bibliography, works cited, or index section)

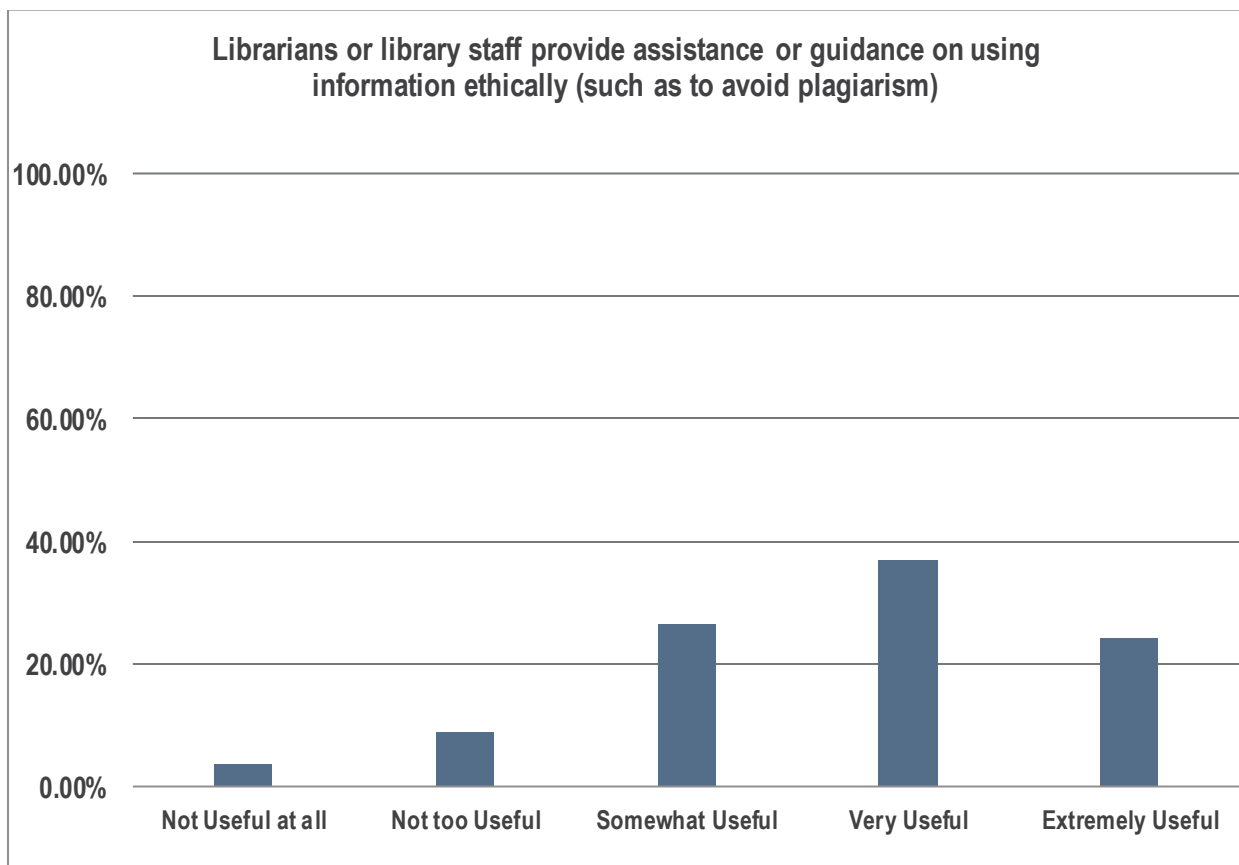
	Response	Percent
Not Useful at all	30	3.14%
Not too Useful	77	8.05%
Somewhat Useful	265	27.72%
Very Useful	351	36.72%
Extremely Useful	233	24.37%
	956	100.00%



ROL7

Librarians or library staff provide assistance or guidance on using information ethically (such as to avoid plagiarism)

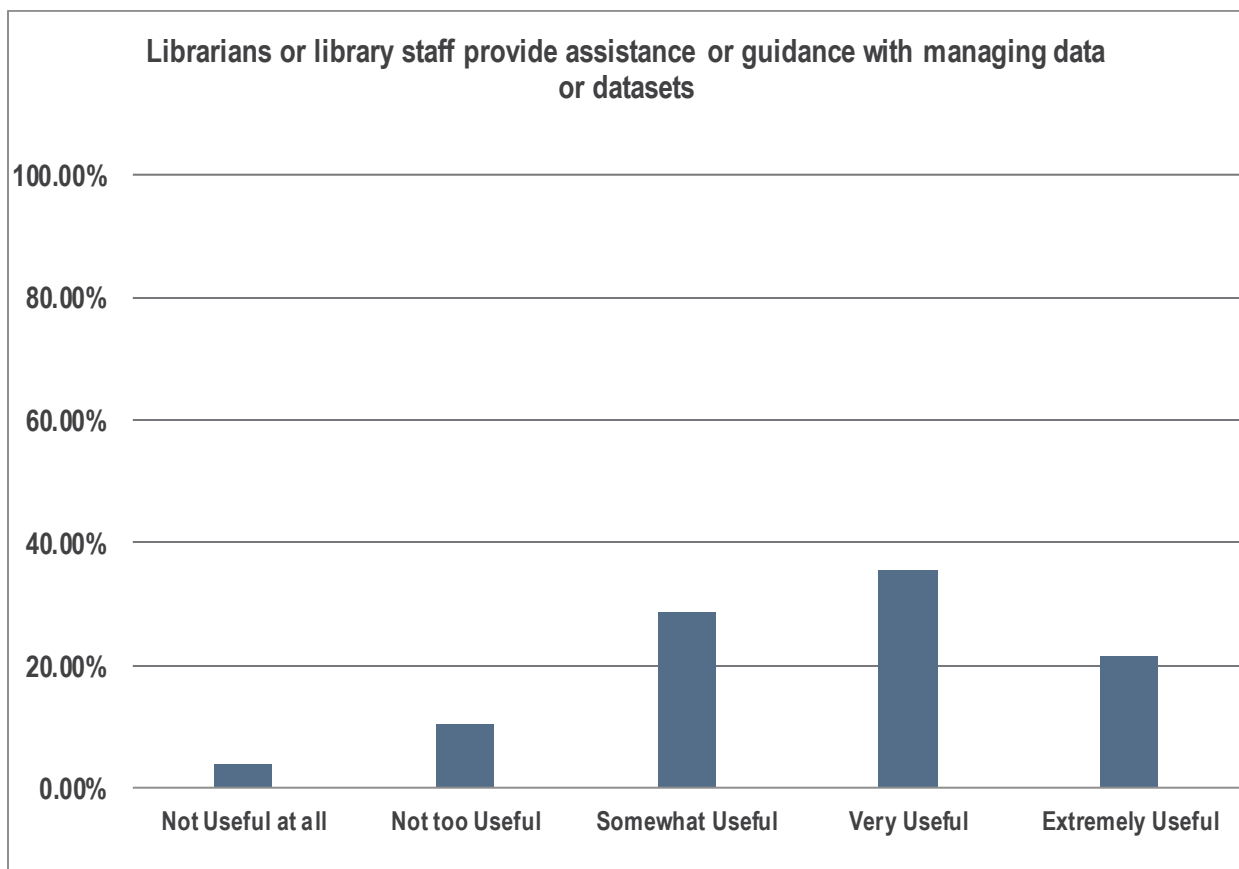
	Response	Percent
Not Useful at all	35	3.66%
Not too Useful	84	8.79%
Somewhat Useful	254	26.57%
Very Useful	352	36.82%
Extremely Useful	231	24.16%
	956	100.00%



ROL8

Librarians or library staff provide assistance or guidance with managing data or datasets

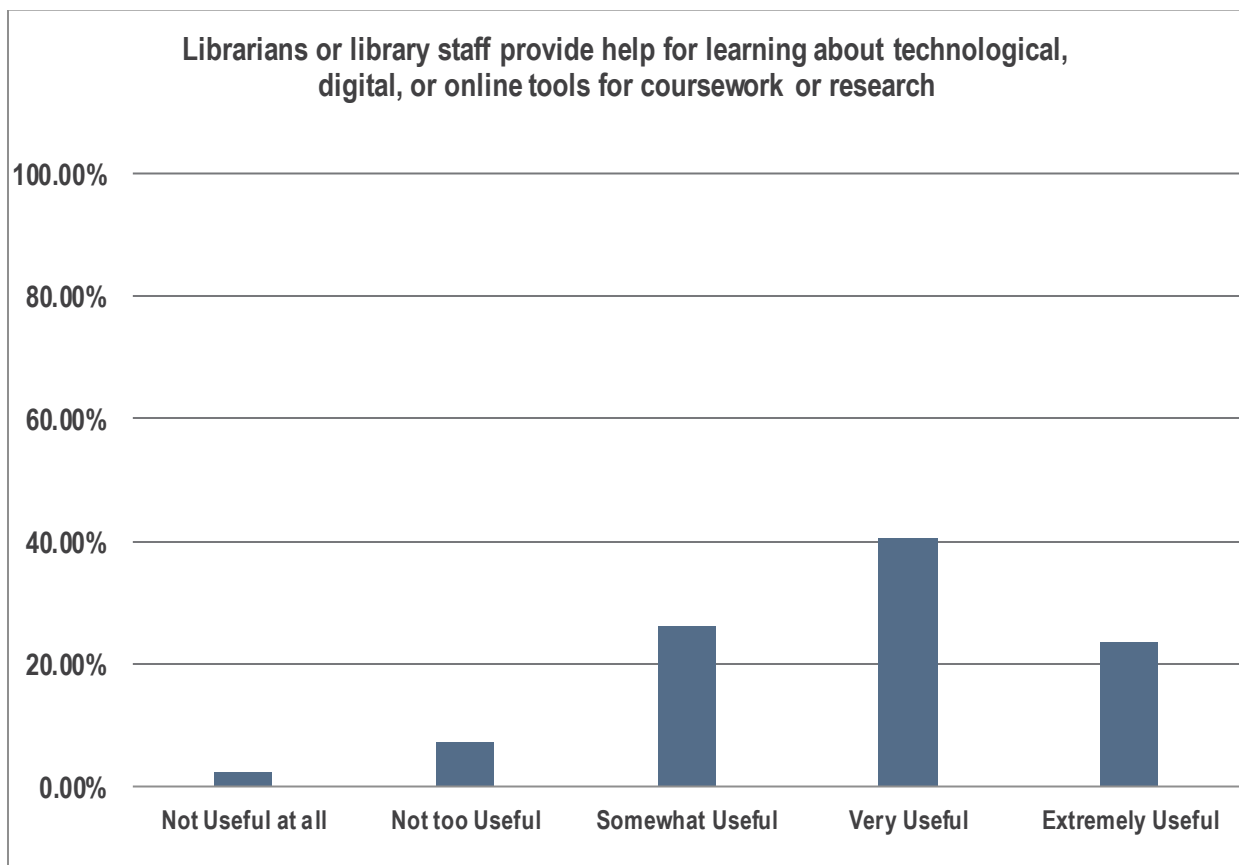
	Response	Percent
Not Useful at all	38	3.97%
Not too Useful	100	10.46%
Somewhat Useful	275	28.77%
Very Useful	339	35.46%
Extremely Useful	204	21.34%
	956	100.00%



ROL9

Librarians or library staff provide help for learning about technological, digital, or online tools for coursework or research

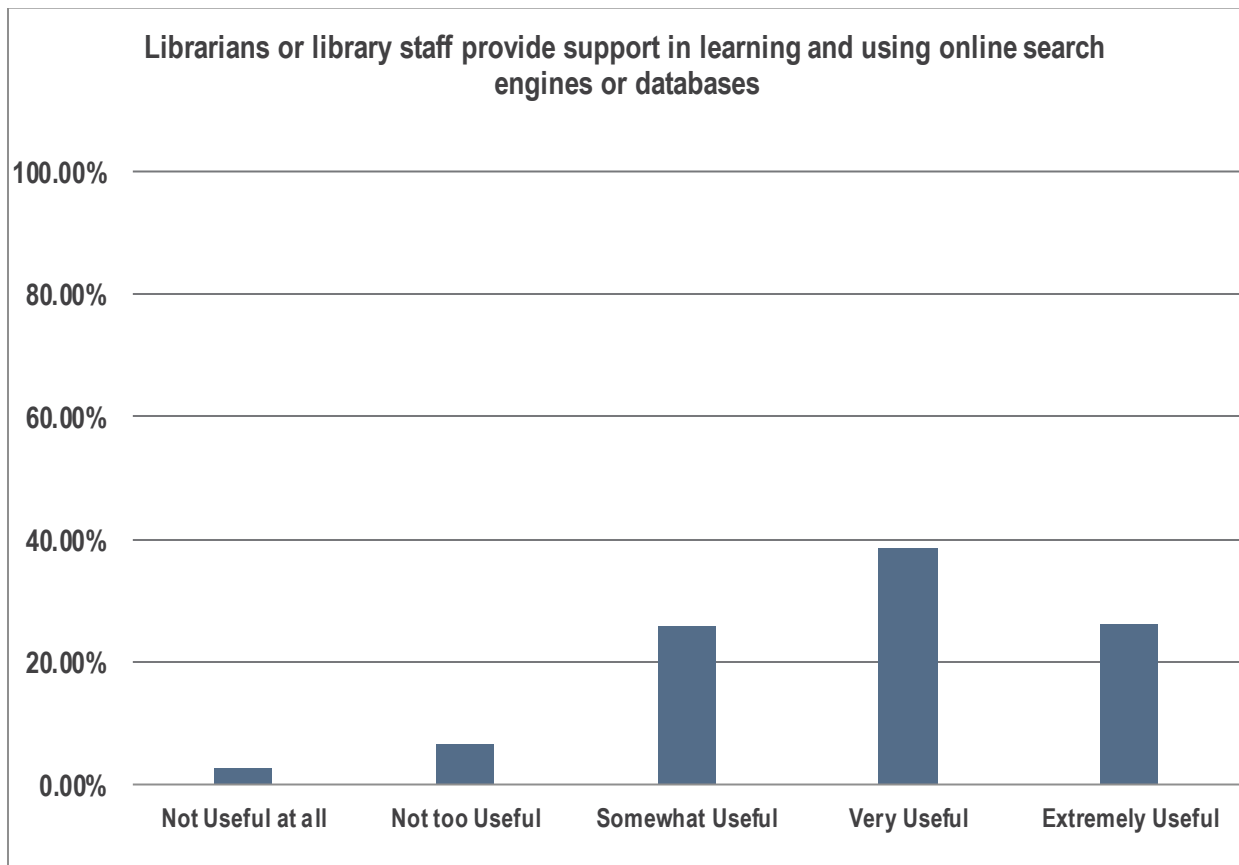
	Response	Percent
Not Useful at all	24	2.50%
Not too Useful	69	7.19%
Somewhat Useful	252	26.28%
Very Useful	388	40.46%
Extremely Useful	226	23.57%
	959	100.00%



ROL10

Librarians or library staff provide support in learning and using online search engines or databases

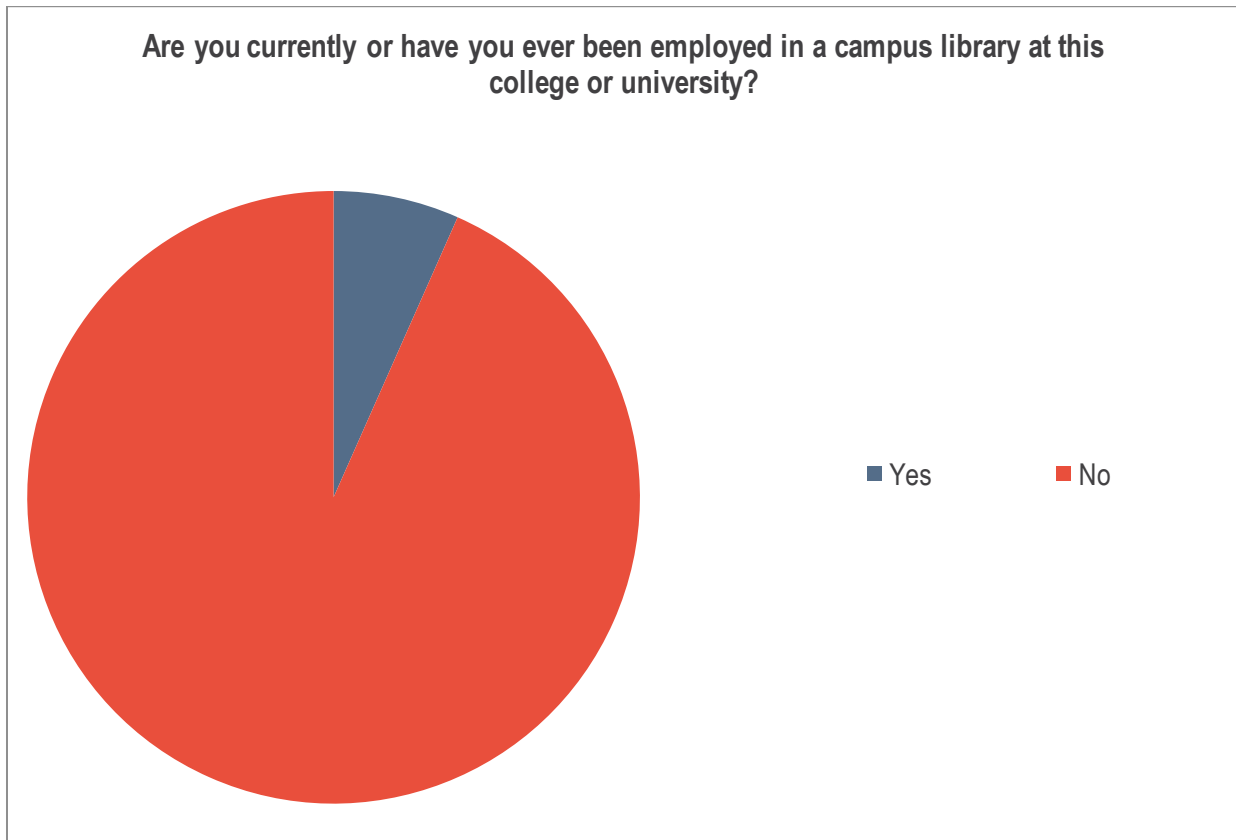
	Response	Percent
Not Useful at all	26	2.70%
Not too Useful	62	6.44%
Somewhat Useful	249	25.88%
Very Useful	372	38.67%
Extremely Useful	253	26.30%
	962	100.00%



ROL11

Are you currently or have you ever been employed in a campus library at this college or university?

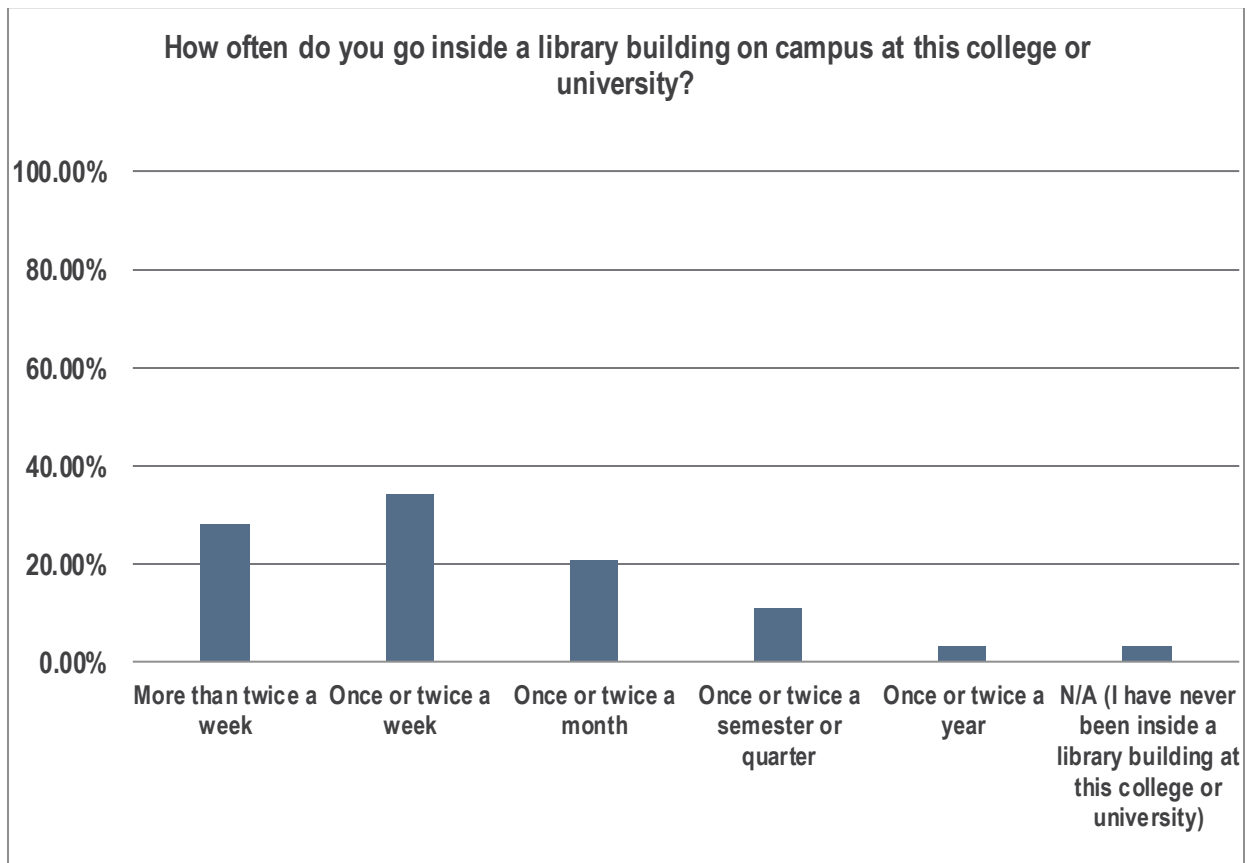
	Response	Percent
Yes	64	6.64%
No	900	93.36%
	964	100.00%



ROL12

How often do you go inside a library building on campus at this college or university? If you are currently employed in a campus library, please do not include work-related times when answering this question.

	Response	Percent
More than twice a week	272	28.19%
Once or twice a week	328	33.99%
Once or twice a month	200	20.73%
Once or twice a semester or quarter	107	11.09%
Once or twice a year	29	3.01%
N/A (I have never been inside a library building at this college or university)	29	3.01%
	965	100.00%



ROL13

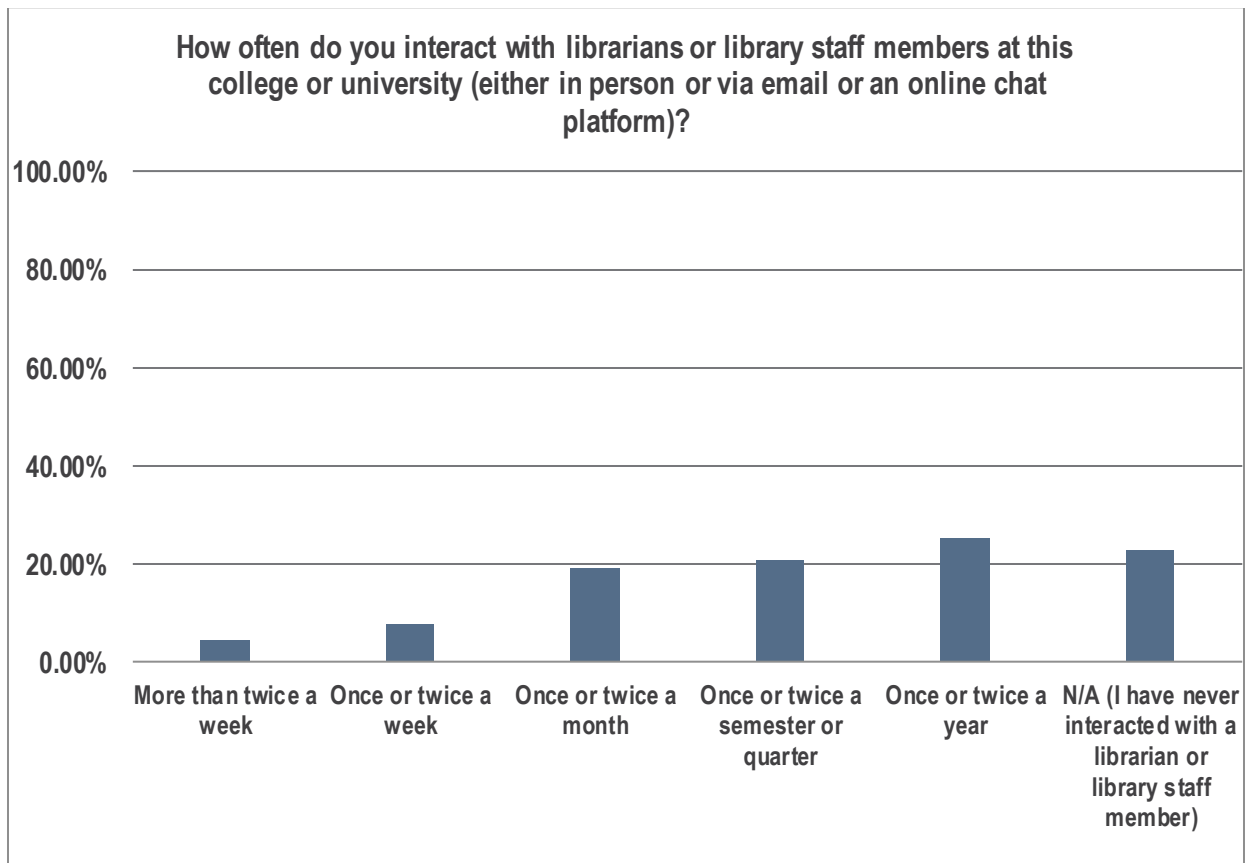
Which of the following campus library locations do you visit most often? Please select one:

	Response	Percent
Architecture & Art	14	1.51%
Archives Research Center	2	0.22%
Chemistry	14	1.51%
Communications	12	1.30%
Funk ACES	106	11.45%
Grainger Engineering	202	21.81%
History, Philosophy and Newspaper	4	0.43%
Illinois History and Lincoln Collections	0	0.00%
International & Area Studies (IAS)	1	0.11%
Literature & Languages	7	0.76%
Main Library (Main Stacks)	83	8.96%
Map Library	3	0.32%
Mathematics	9	0.97%
Music & Performing Arts	16	1.73%
Rare Book & Manuscript	1	0.11%
Scholarly Commons	2	0.22%
Social Sciences, Health, and Education (SSHEL)	13	1.40%
Sousa Archives & Center for American Music	0	0.00%
Undergraduate Library (UGL)	437	47.19%
University Archives	0	0.00%
University High School	0	0.00%
Veterinary Medicine	0	0.00%
	926	100.00%

ROL14

How often do you interact with librarians or library staff members at this college or university (either in person or via email or an online chat platform)? If you are currently employed in a campus library, please do not include work-related interactions when answering this question.

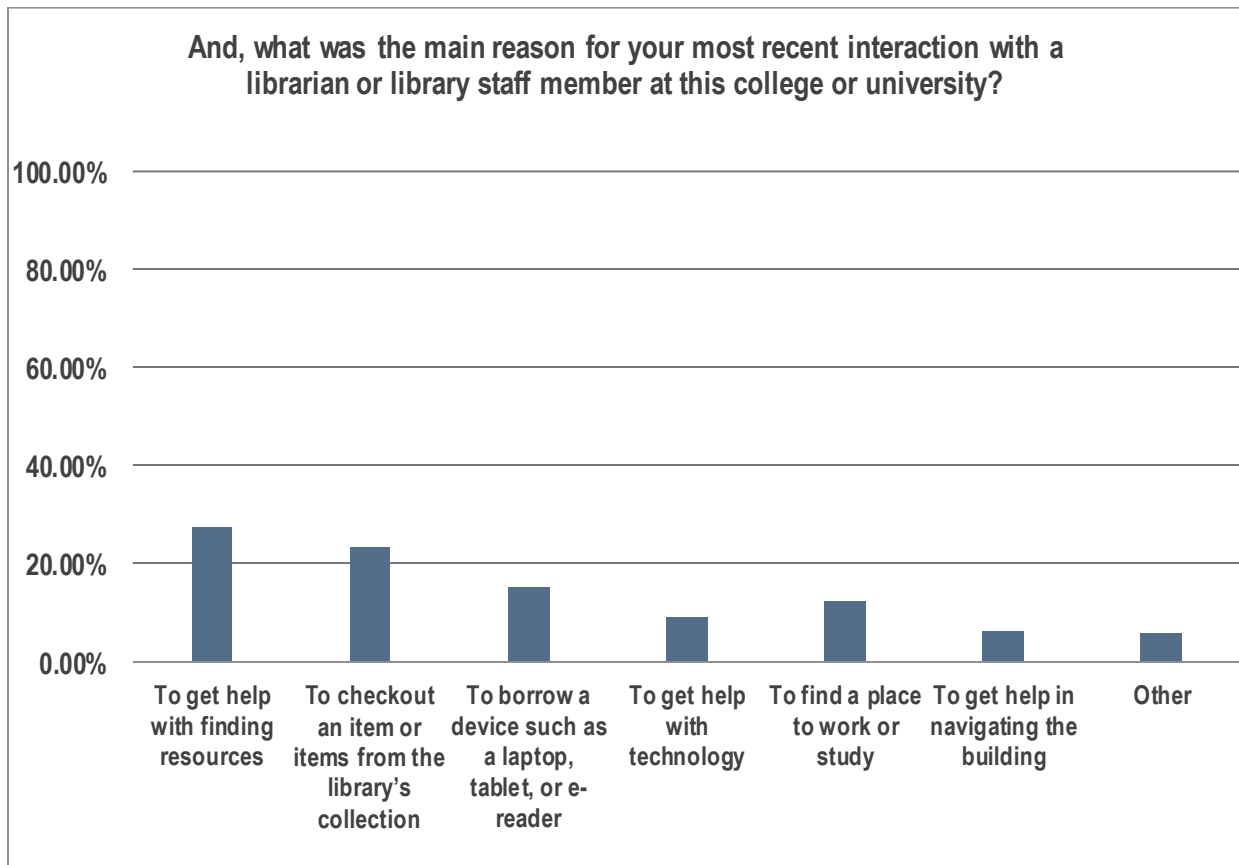
	Response	Percent
More than twice a week	41	4.24%
Once or twice a week	74	7.64%
Once or twice a month	186	19.21%
Once or twice a semester or quarter	202	20.87%
Once or twice a year	245	25.31%
N/A (I have never interacted with a librarian or library staff member)	220	22.73%
	968	100.00%



ROL15 [Contingent on respondent having interacted with librarians' / library staff]

And, what was the main reason for your most recent interaction with a librarian or library staff member at this college or university? If you are currently employed in a campus library, please think about your most recent non-work related interaction when answering this question.

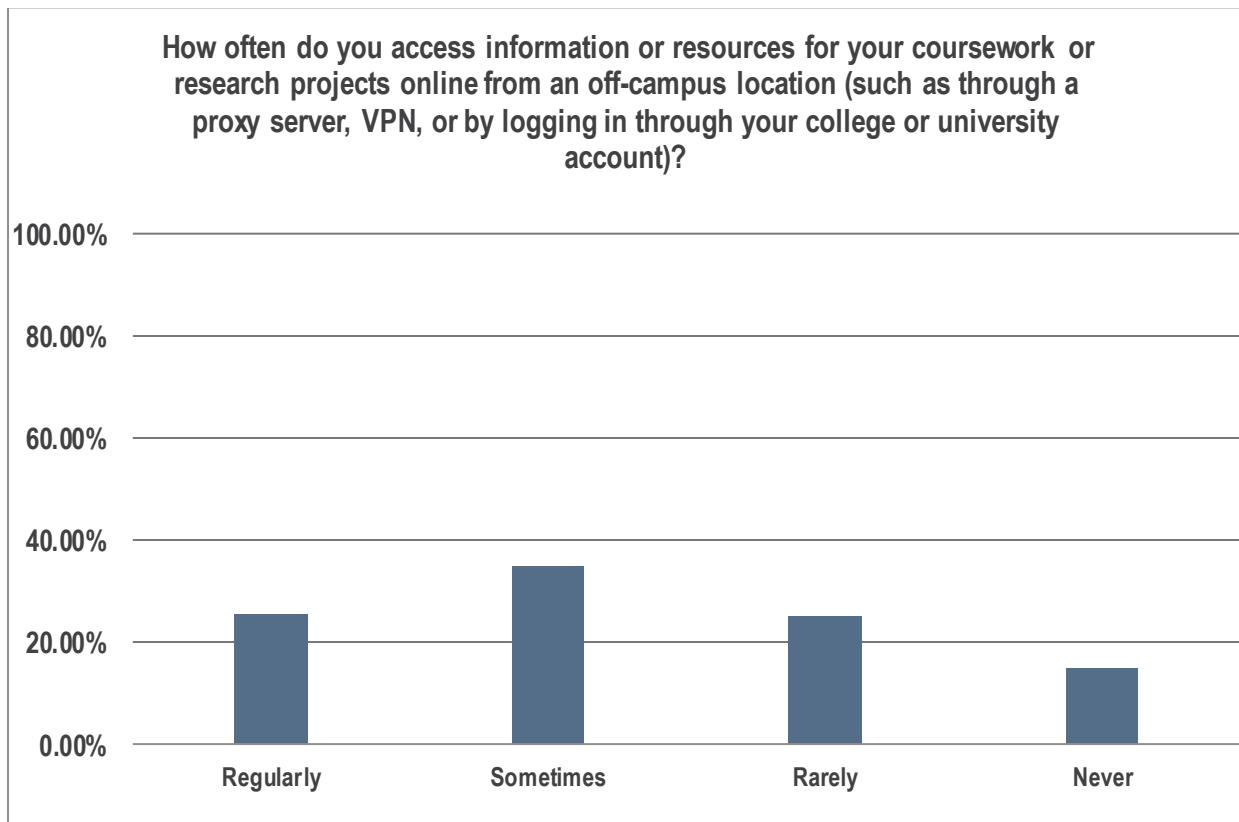
	Response	Percent
To get help with finding resources	205	27.52%
To checkout an item or items from the library's collection	175	23.49%
To borrow a device such as a laptop, tablet, or e-reader	114	15.30%
To get help with technology	68	9.13%
To find a place to work or study	92	12.35%
To get help in navigating the building	47	6.31%
Other	44	5.91%
	745	100.00%



ROL16

How often do you access information or resources for your coursework or research projects online from an off-campus location (such as through a proxy server, VPN, or by logging in through your college or university account)?

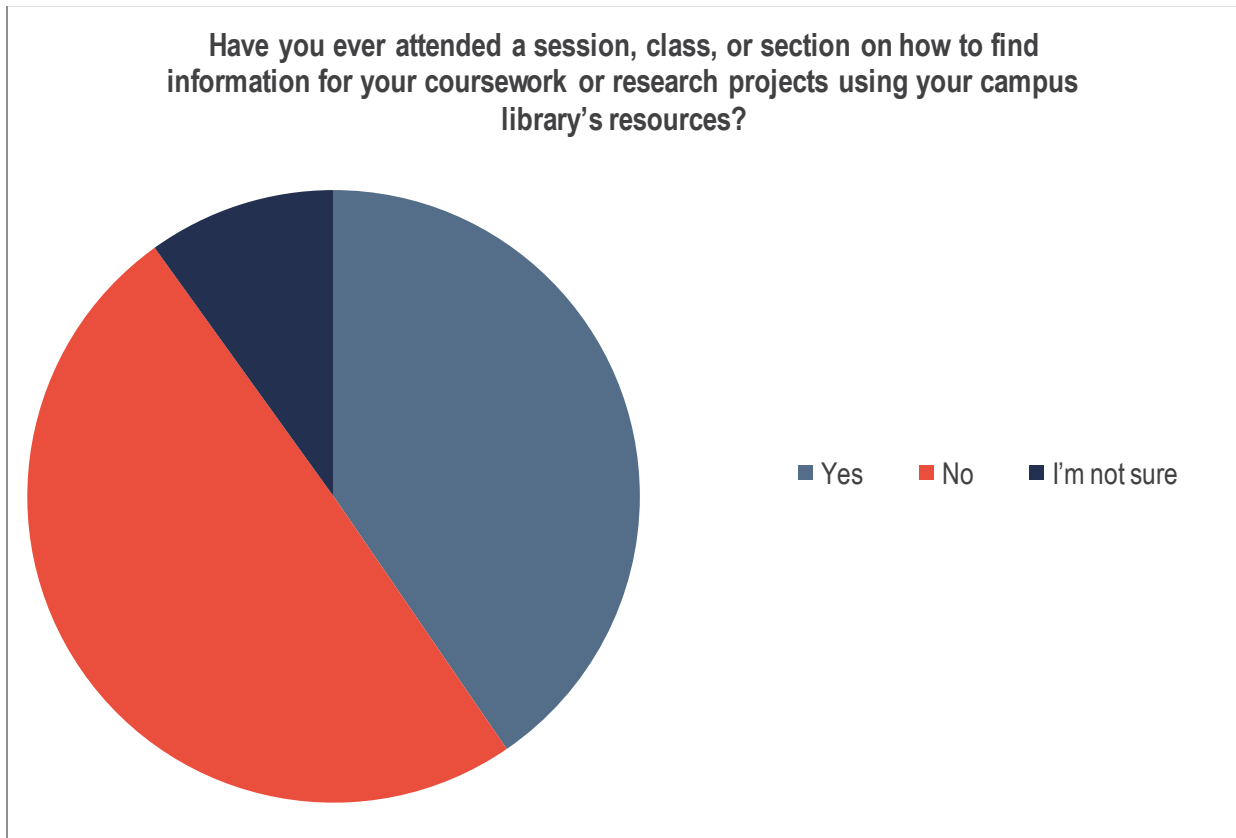
	Response	Percent
Regularly	244	25.34%
Sometimes	335	34.79%
Rarely	241	25.03%
Never	143	14.85%
	963	100.00%



ROL17

Have you ever attended a session, class, or section on how to find information for your coursework or research projects using your campus library's resources?

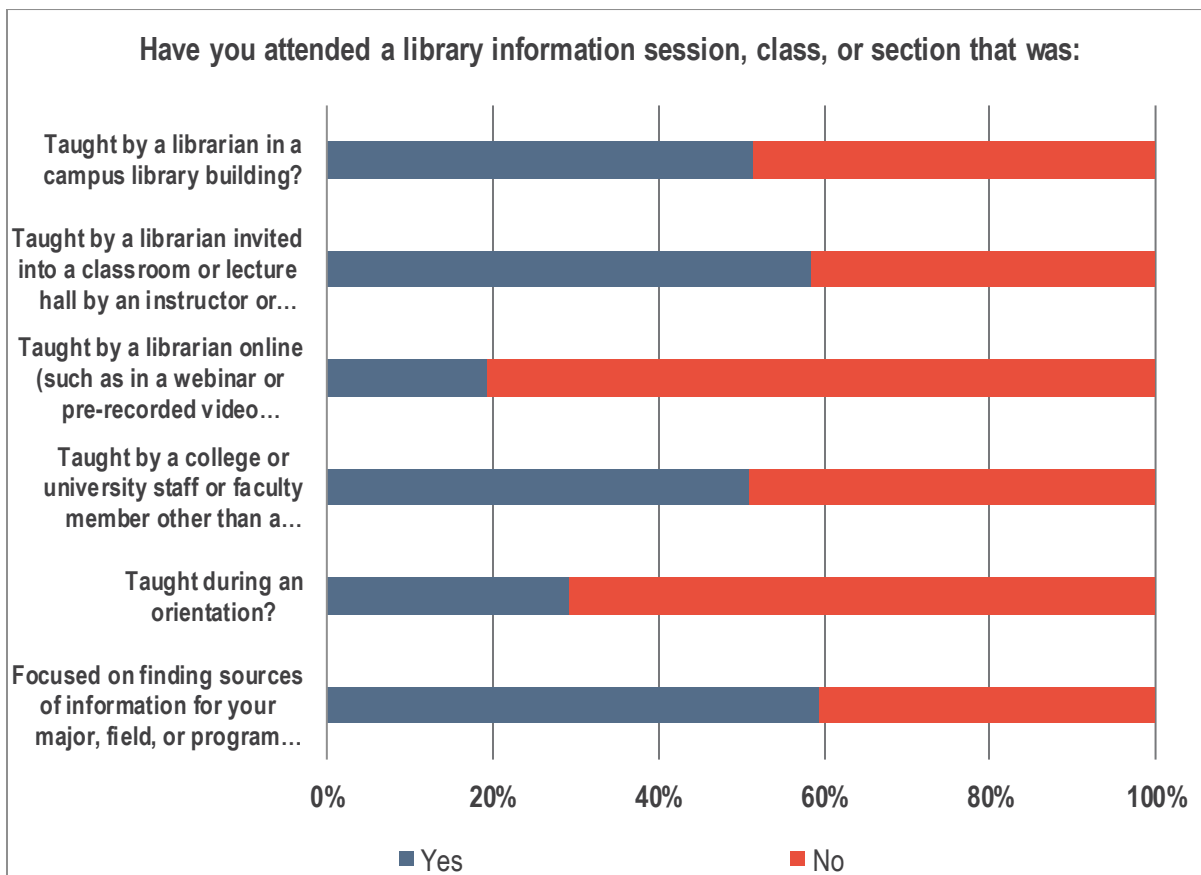
	Response	Percent
Yes	391	40.43%
No	480	49.64%
I'm not sure	96	9.93%
	967	100.00%



ROL18 [Contingent on respondent selecting “Yes” or “I’m not sure” in ROL16]

Have you attended a library information session, class, or section that was (please select “yes” for all that apply):

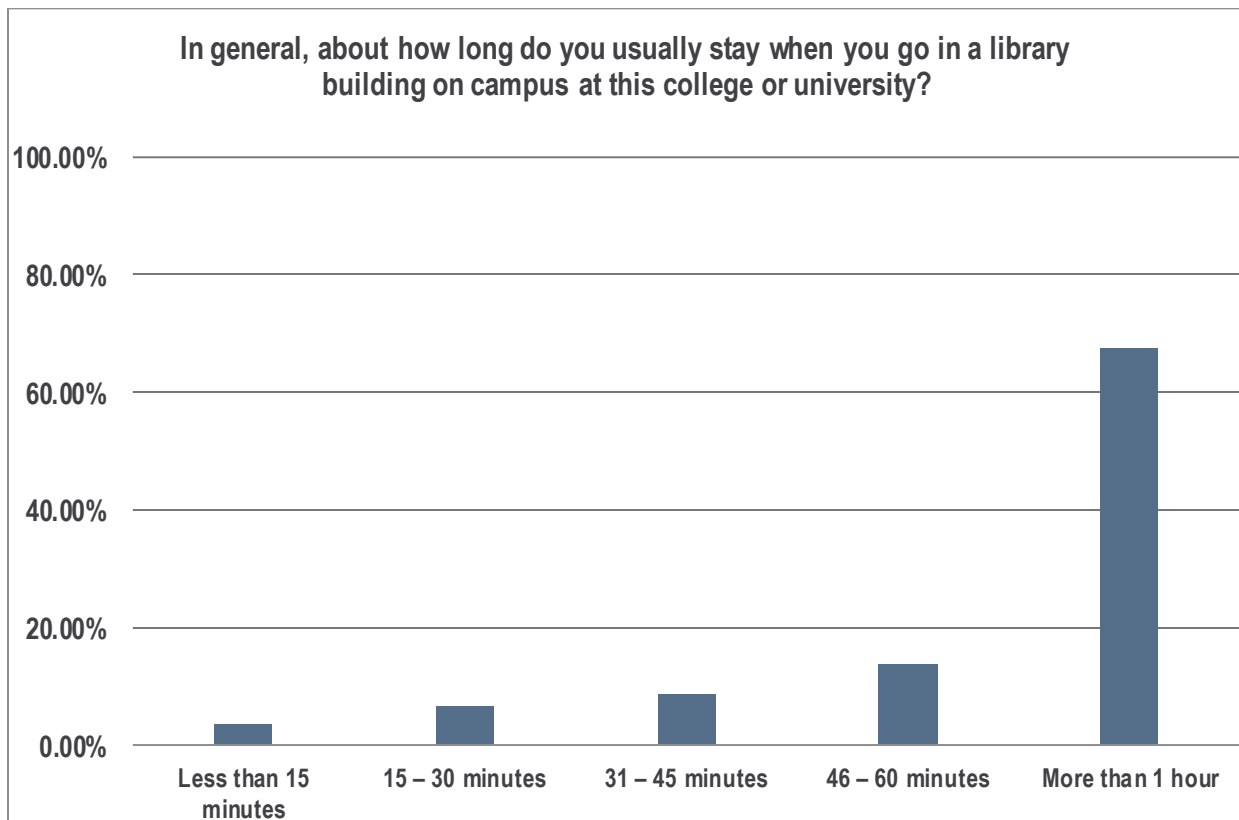
	Yes	No	Response
Taught by a librarian in a campus library building?	51.36%	48.64%	479
Taught by a librarian invited into a classroom or lecture hall by an instructor or professor?	58.51%	41.49%	482
Taught by a librarian online (such as in a webinar or pre-recorded video tutorial)?	19.33%	80.67%	481
Taught by a college or university staff or faculty member other than a librarian?	50.83%	49.17%	482
Taught during an orientation?	29.11%	70.89%	481
Focused on finding sources of information for your major, field, or program of study?	59.38%	40.63%	480



ROL19 [Contingent on respondent having been inside a library building on campus]

In general, about how long do you usually stay when you go in a library building on campus at this college or university? If you are currently employed in a campus library, please do not include work hours when answering this question.

	Response	Percent
Less than 15 minutes	33	3.54%
15 – 30 minutes	61	6.54%
31 – 45 minutes	80	8.57%
46 – 60 minutes	130	13.93%
More than 1 hour	629	67.42%
	933	100.00%



Library Space Planning

LS1 [Contingent on ROL12]

How often do you do the following activities inside a library building on campus at this college or university?

LS2 [Contingent on ROL12]

How often do you use physical resources inside a campus library building at this college or university (such as physical copies of books, images or journal articles in the library's collection, or historical documents in a special collection or archive)?

LS3 [Contingent on ROL12]

In general, how spacious or confined do you find the campus library building that you visit most often?

LS4 [Contingent on ROL12]

Overall, how satisfied or dissatisfied are you with each of the following aspects of the campus library building that you visit most often?

LS5 [Contingent on ROL12]

In general, how easy or difficult would you say it is to find a space in a campus library building to do each of the following activities?

Please read the following statements and tell us whether you strongly agree with the statement, agree, somewhat agree, neither agree nor disagree, somewhat disagree, disagree, or strongly disagree.

LS6 [Contingent on ROL12]

I enjoy studying or working on coursework or research projects in a campus library building more than in any other type of campus building

LS7 [Contingent on ROL12]

I would prefer to spend more time in a campus library building if I could

LS8 [Contingent on ROL12]

When I am in a campus library building, I feel that I belong

LS9 [Contingent on ROL12]

I feel motivated to do coursework or work on research projects when I am in a campus library building

LS10 [Contingent on ROL12]

The time I spend in a campus library building could just as easily be spent somewhere else on campus

LS11 [Contingent on ROL12]

I know where to ask for help when I have any questions about using technological, digital, or online tools

LS12 [Contingent on ROL12]

I know where to ask for help when I have any questions about finding information or resources for my coursework

LS13 [Contingent on ROL12]

I know where to ask for help when I have any questions about finding information or resources for my research projects

How useful is it to you personally that your campus library provides each of the services listed below? Or, if one or more of the services are not currently provided, please tell us how useful it would be to you personally if your campus library were to provide the service(s).

LS14

A space or spaces in the library where students are able to study

LS15

A space or spaces in the library where students are able to socialize

LS16

Good snacks, food, or drinks available in the library building

LS17

An archive or collection of historical documents or records in the library to use for my coursework or research projects

LS18

An e-reserve or online system for accessing readings assigned by my instructors

LS19

Computers to use for my coursework or research projects

LS20

Printers to use for my coursework or research projects

LS21

Digital media commons or a makerspace to use for creating or improving digital media projects (such as presentations, 3d printing, digital video, digital images, web sites or pages, digital audio, data visualization, etc.)

LS22

Software or computer applications to use for my coursework or research projects (such as statistical analysis programs, Word/Excel/PowerPoint, Internet browsers, etc.)

LS23

How convenient or inconvenient for you is the location of the campus library building that you visit most often?

LS24

How convenient or inconvenient for you are the hours that the campus library building that you visit most often is open?

LS25

In general, how safe or unsafe do you feel during daylight hours when going to or from the campus library building that you visit most often?

LS26

In general, how safe or unsafe do you feel after dark or at nighttime when going to or from the campus library building that you visit most often?

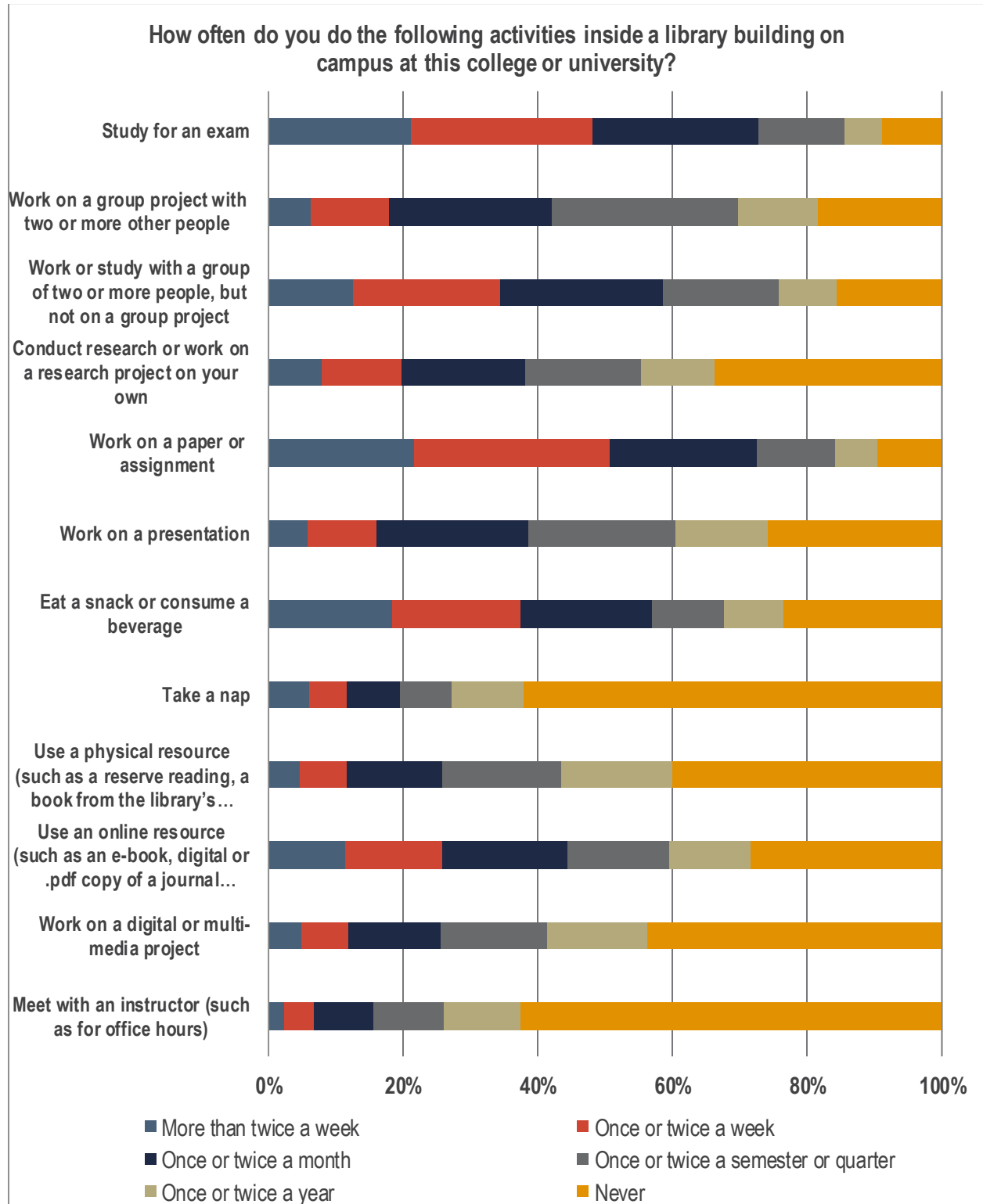
LS1 [Contingent on ROL12]

How often do you do the following activities inside a library building on campus at this college or university?

	More than twice a week	Once or twice a week	Once or twice a month	Once or twice a semester or quarter	Once or twice a year	Never	Response
Study for an exam	21.23%	26.94%	24.57%	12.82%	5.50%	8.94%	928
Work on a group project with two or more other people	6.24%	11.61%	24.19%	27.63%	11.94%	18.39%	930
Work or study with a group of two or more people, but not on a group project	12.46%	22.02%	24.17%	17.19%	8.59%	15.57%	931
Conduct research or work on a research project on your own	7.95%	11.71%	18.37%	17.40%	10.74%	33.83%	931
Work on a paper or assignment	21.65%	29.00%	21.75%	11.80%	6.28%	9.52%	924
Work on a presentation	5.91%	10.20%	22.45%	21.91%	13.64%	25.89%	931
Eat a snack or consume a beverage	18.39%	18.92%	19.68%	10.65%	8.82%	23.55%	930
Take a nap	6.05%	5.51%	8.00%	7.68%	10.70%	62.05%	925
Use a physical resource (such as a reserve reading, a book from the library's stacks, etc.)	4.75%	6.90%	14.13%	17.69%	16.50%	40.02%	927
Use an online resource (such as an e-book, digital or .pdf copy of a journal article, etc.)	11.42%	14.44%	18.43%	15.30%	12.07%	28.34%	928
Work on a digital or multi-media project	4.96%	6.90%	13.81%	15.75%	14.89%	43.69%	927
Meet with an instructor (such as for office hours)	2.37%	4.42%	8.84%	10.45%	11.42%	62.50%	928

LS1 [Contingent on ROL12]

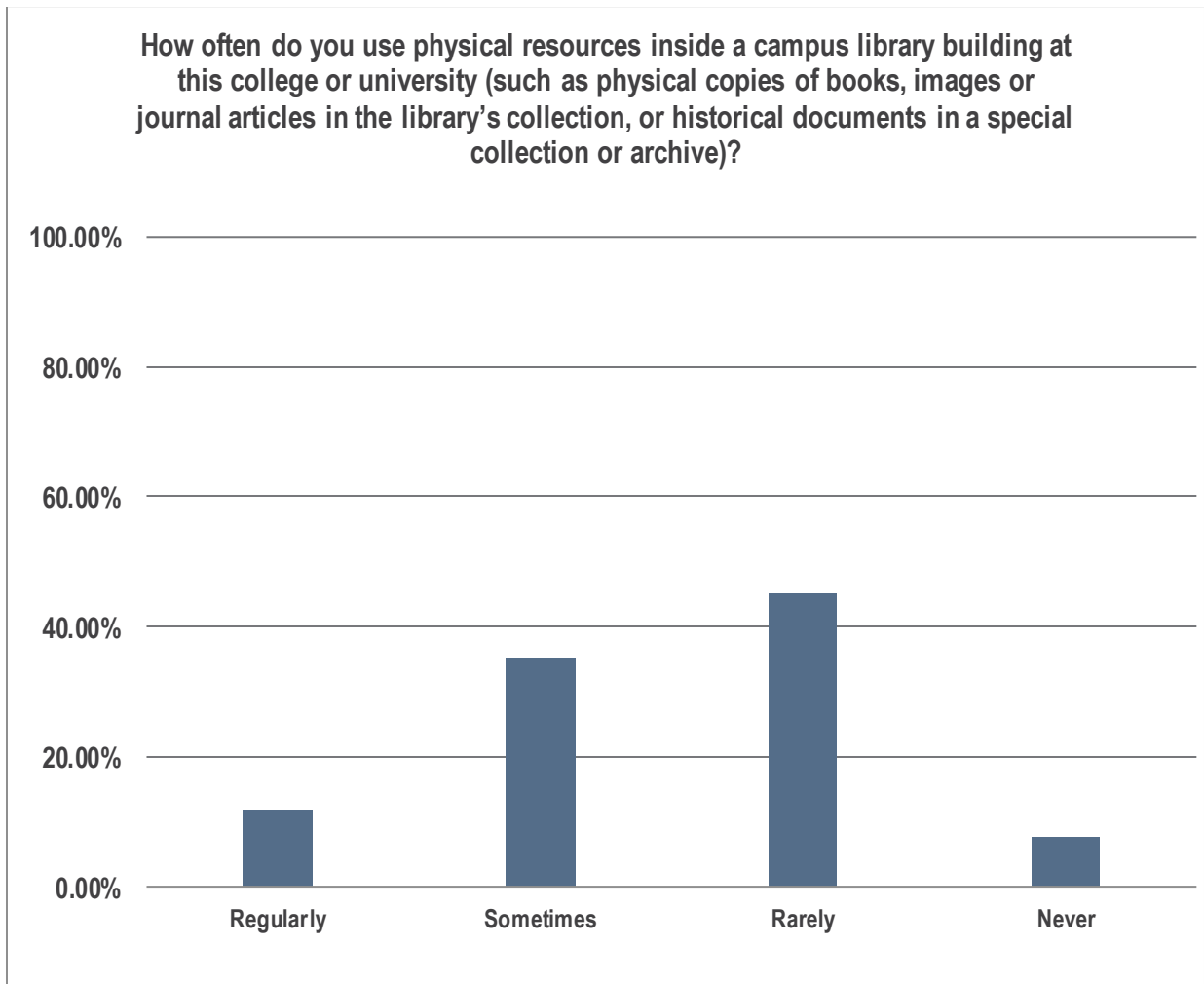
How often do you do the following activities inside a library building on campus at this college or university?



LS2 [Contingent on ROL12]

How often do you use physical resources inside a campus library building at this college or university (such as physical copies of books, images or journal articles in the library's collection, or historical documents in a special collection or archive)?

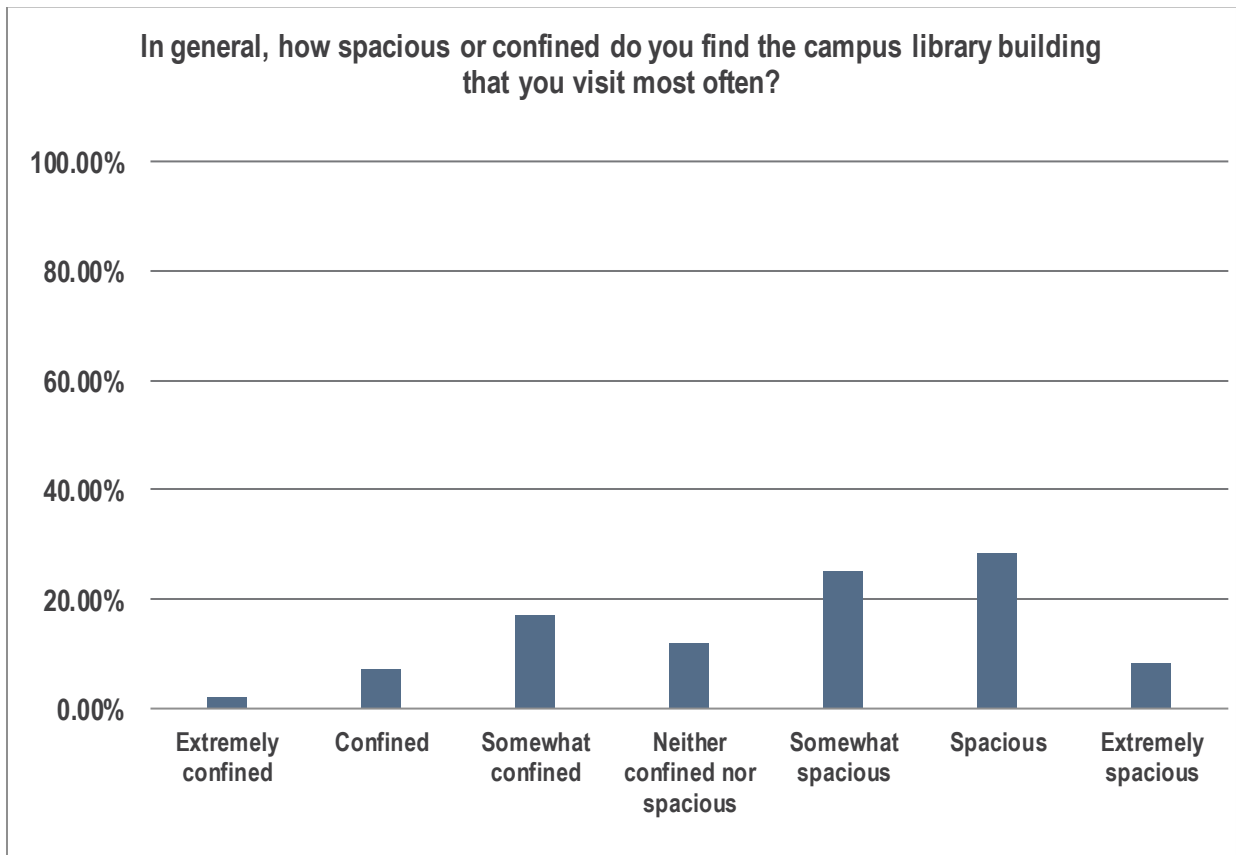
	Response	Percent
Regularly	17	11.97%
Sometimes	50	35.21%
Rarely	64	45.07%
Never	11	7.75%
	142	100.00%



LS3 [Contingent on ROL12]

In general, how spacious or confined do you find the campus library building that you visit most often?

	Response	Percent
Extremely confined	21	2.28%
Confined	68	7.39%
Somewhat confined	156	16.96%
Neither confined nor spacious	109	11.85%
Somewhat spacious	231	25.11%
Spacious	260	28.26%
Extremely spacious	75	8.15%
	920	100.00%



LS4 [Contingent on ROL12]

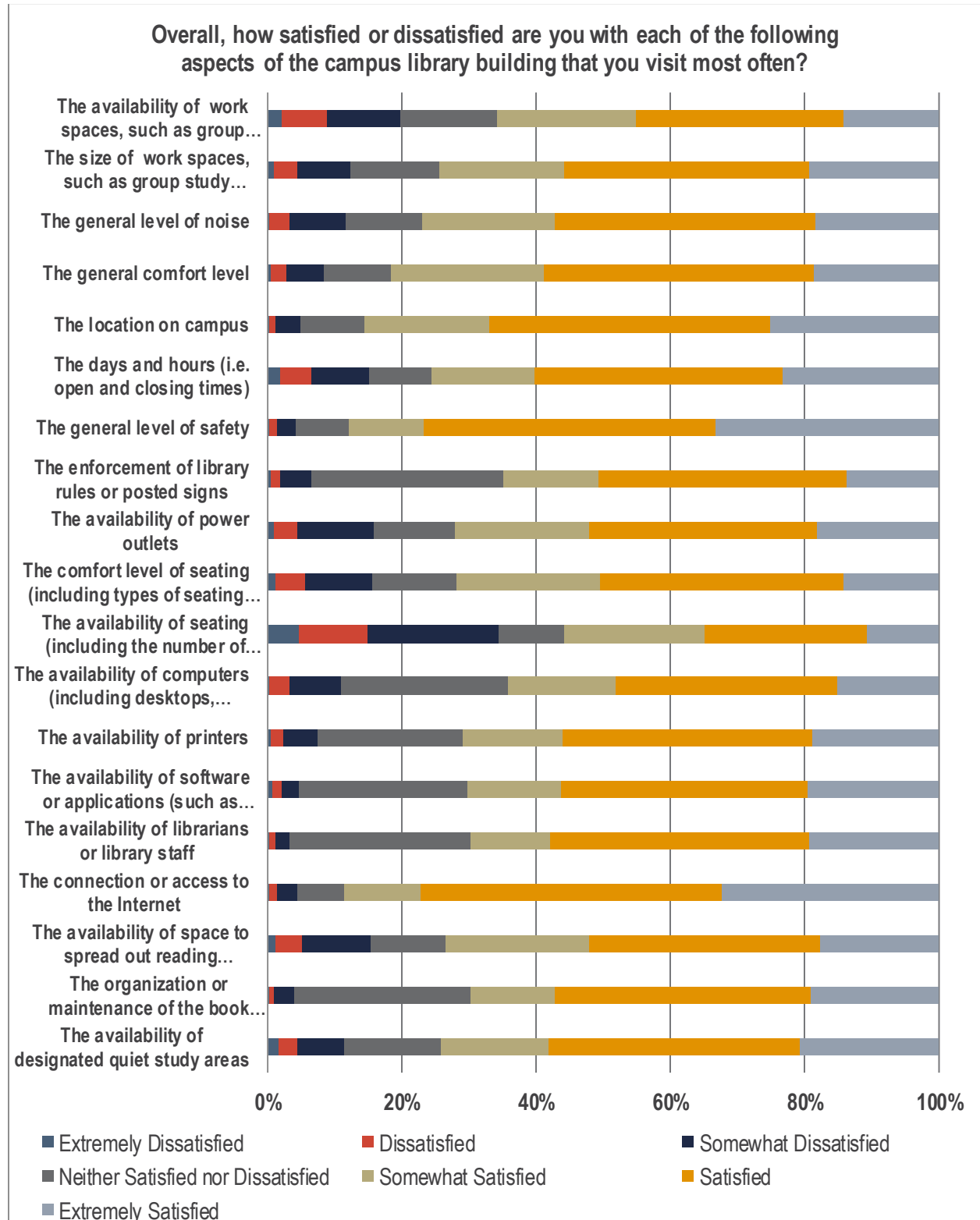
Overall, how satisfied or dissatisfied are you with each of the following aspects of the campus library building that you visit most often?

	Extremely Dissatisfied	Dissatisfied	Somewhat Dissatisfied	Neither Satisfied nor Dissatisfied	Somewhat Satisfied	Satisfied	Extremely Satisfied	Response
The availability of work spaces, such as group study areas, carrels, or reserved rooms	2.17%	6.72%	10.95%	14.32%	20.72%	30.91%	14.21%	922
The size of work spaces, such as group study areas, carrels, or reserved rooms	0.98%	3.47%	7.80%	13.22%	18.63%	36.62%	19.28%	923
The general level of noise	0.22%	3.05%	8.38%	11.43%	19.80%	38.63%	18.50%	919
The general comfort level	0.43%	2.38%	5.53%	10.08%	22.64%	40.30%	18.63%	923
The location on campus	0.11%	1.08%	3.80%	9.44%	18.66%	41.65%	25.27%	922
The days and hours (i.e. open and closing times)	1.84%	4.56%	8.68%	9.22%	15.40%	36.98%	23.32%	922
The general level of safety	0.33%	1.09%	2.84%	7.74%	11.34%	43.40%	33.26%	917
The enforcement of library rules or posted signs	0.54%	1.30%	4.64%	28.51%	14.25%	36.93%	13.82%	926
The availability of power outlets	0.97%	3.46%	11.47%	12.01%	20.02%	33.77%	18.29%	924
The comfort level of seating (including types of seating such as chairs, desks, workstations, couches, etc.)	1.19%	4.34%	10.09%	12.47%	21.37%	36.33%	14.21%	922
The availability of seating (including the number of available seating options or places to study or work)	4.57%	10.22%	19.67%	9.78%	20.87%	24.24%	10.65%	920
The availability of computers (including desktops, laptops, etc.)	0.22%	3.04%	7.59%	24.84%	16.16%	33.08%	15.08%	922
The availability of printers	0.54%	1.85%	4.99%	21.61%	14.88%	37.24%	18.89%	921
The availability of software or applications (such as statistical analysis programs, Word/Excel/PowerPoint, Internet browsers, etc.)	0.76%	1.30%	2.61%	25.19%	13.79%	36.81%	19.54%	921
The availability of librarians or library staff	0.33%	0.87%	1.96%	27.09%	11.86%	38.52%	19.37%	919
The connection or access to the Internet	0.33%	0.98%	3.15%	6.83%	11.39%	45.01%	32.32%	922
The availability of space to spread out reading materials or personal belongings	1.19%	3.90%	10.17%	11.15%	21.43%	34.42%	17.75%	924

	Extremely Dissatisfied	Dissatisfied	Somewhat Dissatisfied	Neither Satisfied nor Dissatisfied	Somewhat Satisfied	Satisfied	Extremely Satisfied	Response
The organization or maintenance of the book storage areas (i.e. the stacks)	0.22%	0.76%	2.92%	26.41%	12.55%	38.10%	19.05%	924
The availability of designated quiet study areas	1.53%	2.94%	6.86%	14.49%	16.12%	37.36%	20.70%	918

LS4 [Contingent on ROL12]

Overall, how satisfied or dissatisfied are you with each of the following aspects of the campus library building that you visit most often?



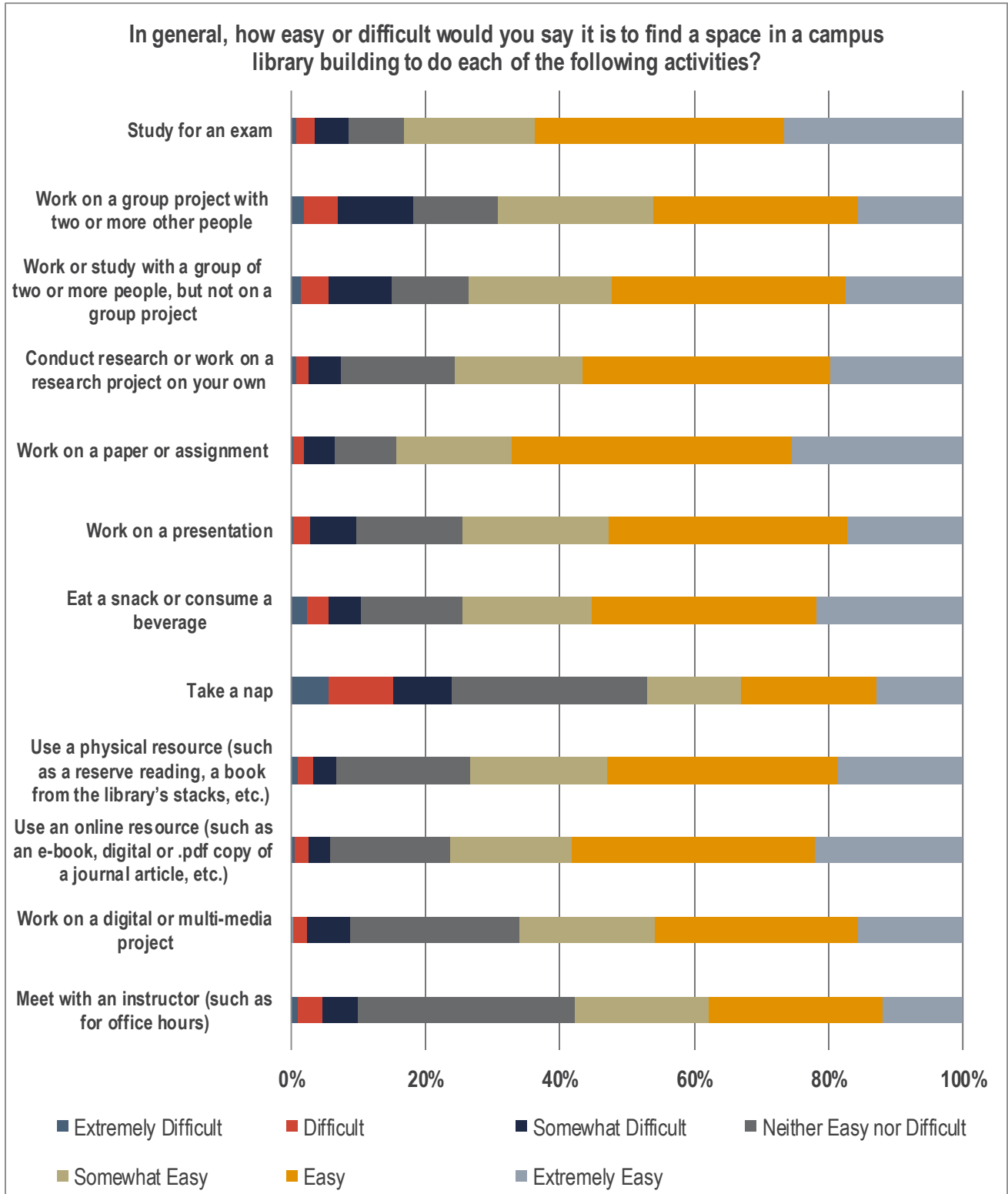
LS5 [Contingent on ROL12]

In general, how easy or difficult would you say it is to find a space in a campus library building to do each of the following activities?

	Extremely Difficult	Difficult	Somewhat Difficult	Neither Easy nor Difficult	Somewhat Easy	Easy	Extremely Easy	Response
Study for an exam	0.76%	2.72%	5.01%	8.28%	19.39%	37.15%	26.69%	918
Work on a group project with two or more other people	1.85%	5.11%	11.30%	12.61%	23.15%	30.33%	15.65%	920
Work or study with a group of two or more people, but not on a group project	1.42%	4.14%	9.49%	11.34%	21.37%	34.79%	17.45%	917
Conduct research or work on a research project on your own	0.76%	1.85%	4.68%	17.08%	18.93%	37.00%	19.70%	919
Work on a paper or assignment	0.33%	1.63%	4.57%	9.14%	17.19%	41.68%	25.46%	919
Work on a presentation	0.33%	2.41%	7.00%	15.65%	21.77%	35.67%	17.18%	914
Eat a snack or consume a beverage	2.29%	3.27%	4.91%	14.94%	19.30%	33.48%	21.81%	917
Take a nap	5.58%	9.52%	8.75%	29.10%	14.11%	20.13%	12.80%	914
Use a physical resource (such as a reserve reading, a book from the library's stacks, etc.)	0.87%	2.39%	3.48%	19.80%	20.57%	34.28%	18.61%	919
Use an online resource (such as an e-book, digital or .pdf copy of a journal article, etc.)	0.54%	1.96%	3.37%	17.74%	18.17%	36.24%	21.98%	919
Work on a digital or multi-media project	0.22%	2.07%	6.54%	25.05%	20.26%	30.28%	15.58%	918
Meet with an instructor (such as for office hours)	0.87%	3.71%	5.23%	32.39%	19.96%	25.95%	11.89%	917

LS5 [Contingent on ROL12]

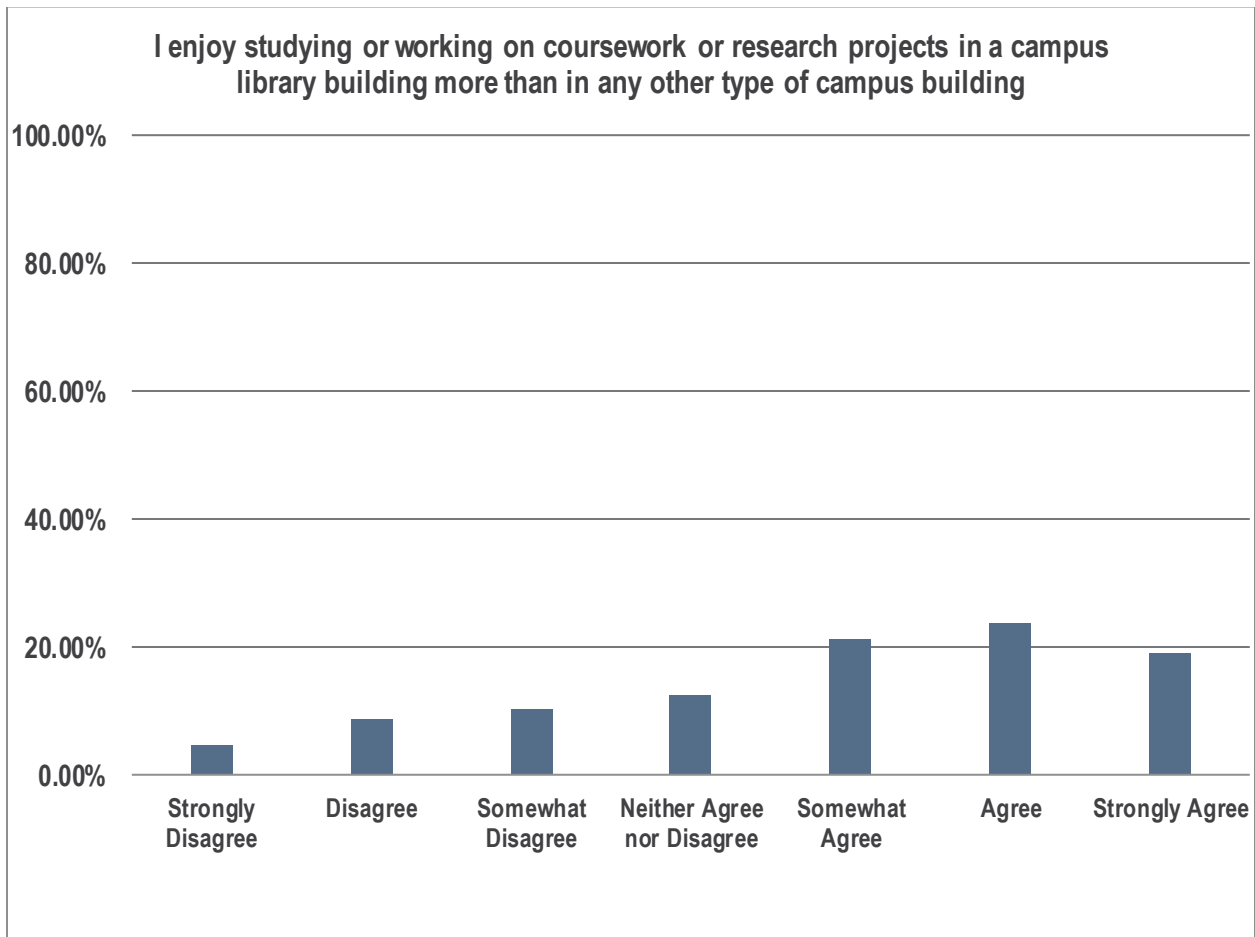
In general, how easy or difficult would you say it is to find a space in a campus library building to do each of the following activities?



LS6 [Contingent on ROL12]

I enjoy studying or working on coursework or research projects in a campus library building more than in any other type of campus building

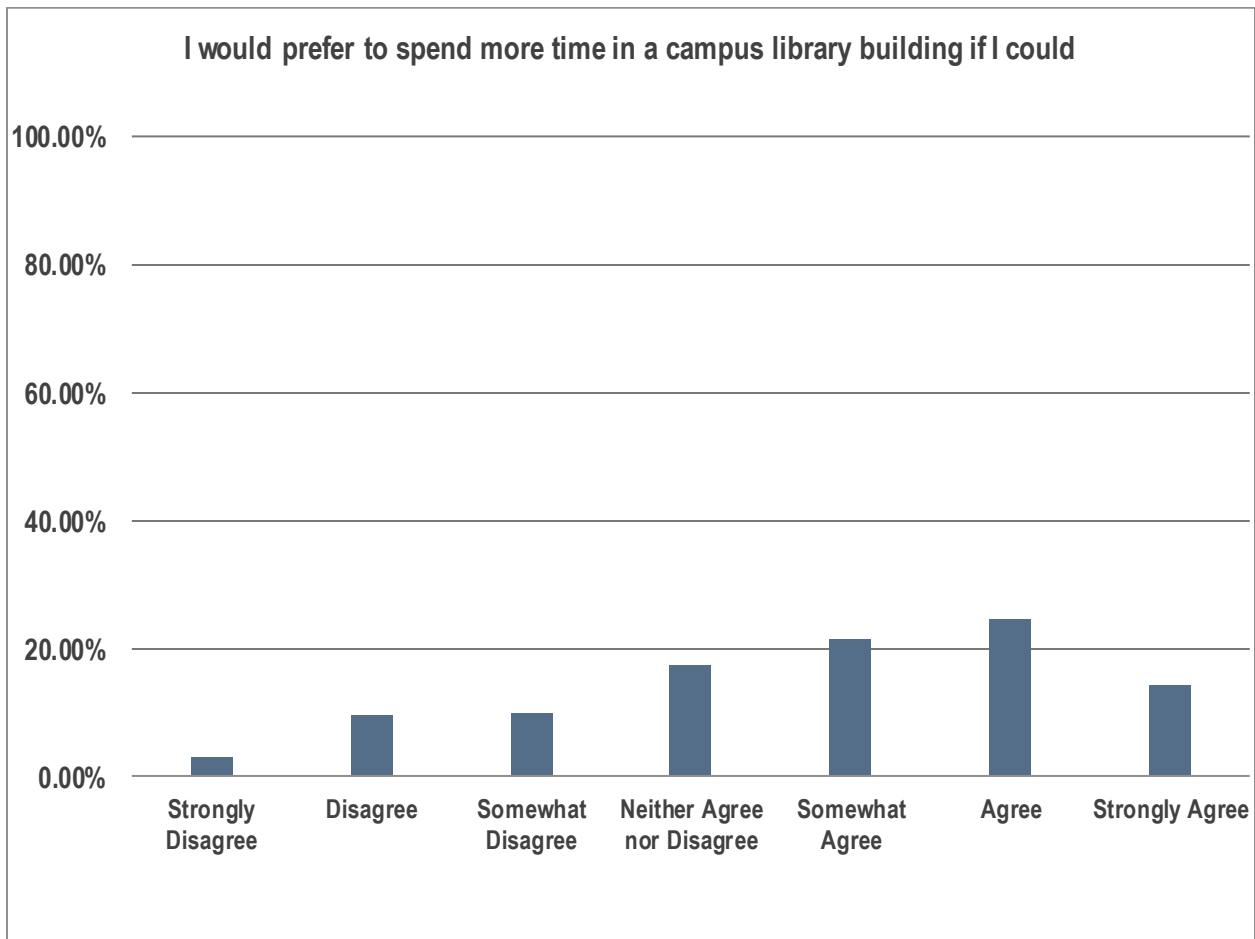
	Response	Percent
Strongly Disagree	42	4.63%
Disagree	78	8.60%
Somewhat Disagree	92	10.14%
Neither Agree nor Disagree	113	12.46%
Somewhat Agree	192	21.17%
Agree	216	23.81%
Strongly Agree	174	19.18%
	907	100.00%



LS7 [Contingent on ROL12]

I would prefer to spend more time in a campus library building if I could

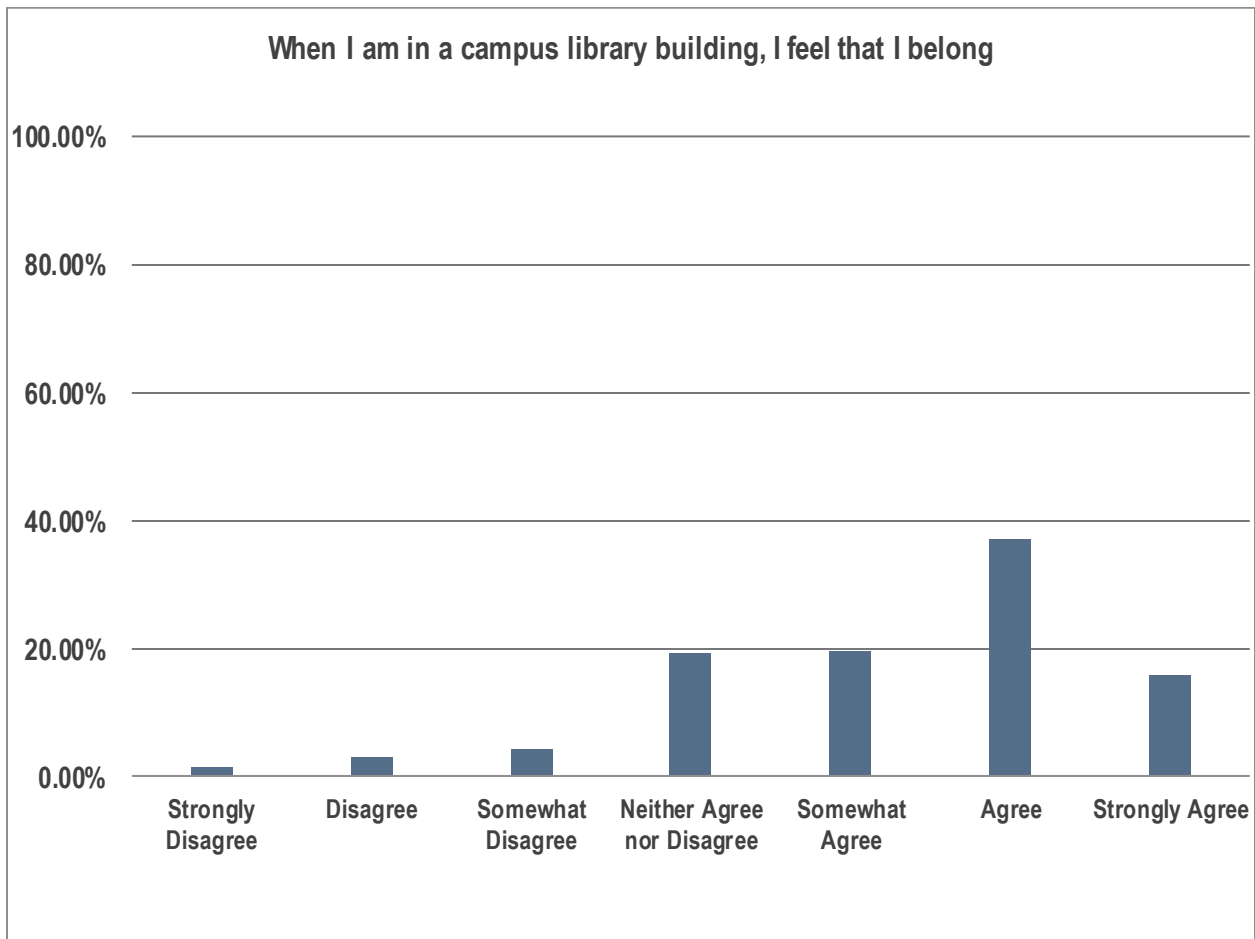
	Response	Percent
Strongly Disagree	26	2.86%
Disagree	87	9.57%
Somewhat Disagree	89	9.79%
Neither Agree nor Disagree	158	17.38%
Somewhat Agree	195	21.45%
Agree	224	24.64%
Strongly Agree	130	14.30%
	909	100.00%



LS8 [Contingent on ROL12]

When I am in a campus library building, I feel that I belong

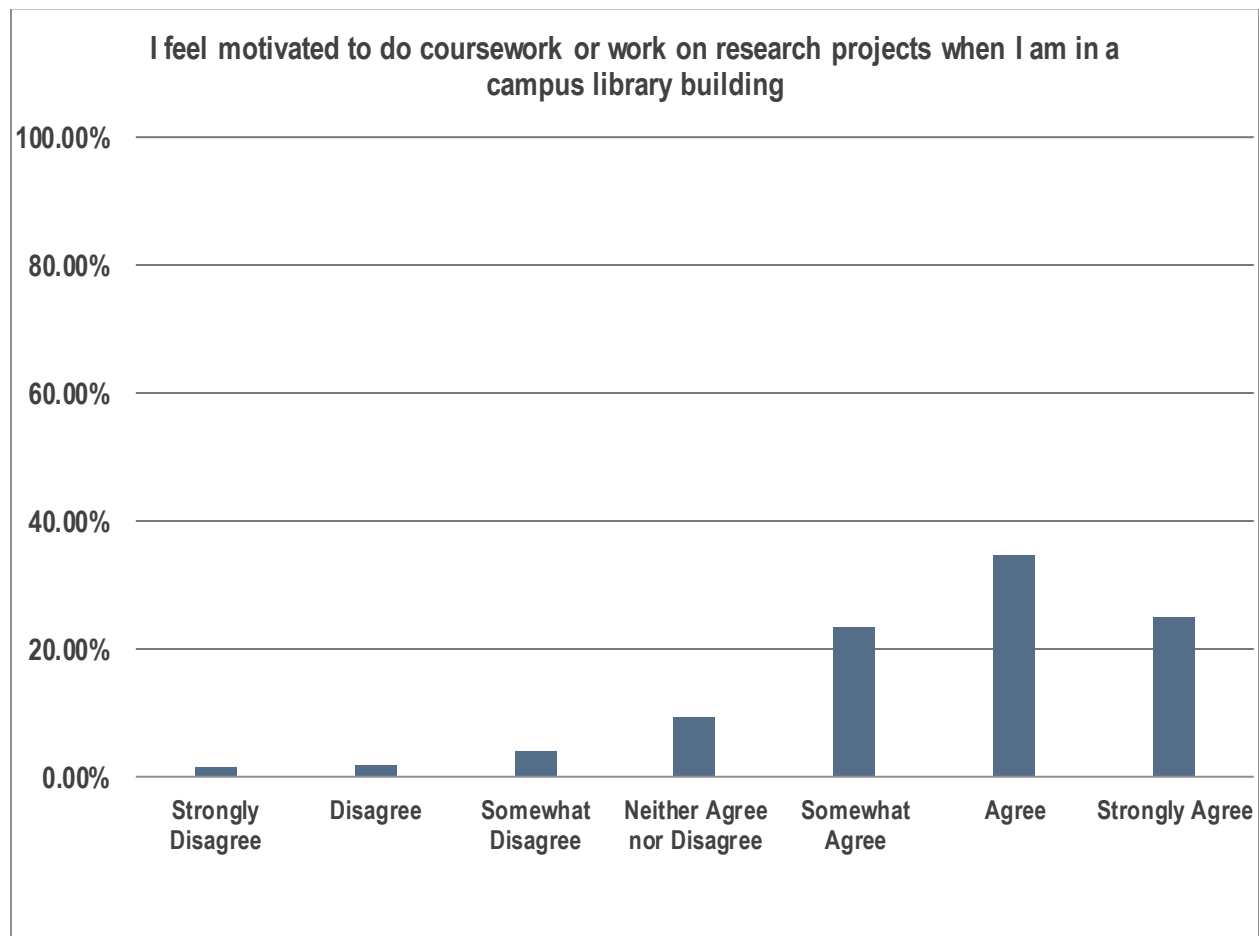
	Response	Percent
Strongly Disagree	14	1.54%
Disagree	27	2.96%
Somewhat Disagree	38	4.17%
Neither Agree nor Disagree	174	19.08%
Somewhat Agree	179	19.63%
Agree	337	36.95%
Strongly Agree	143	15.68%
	912	100.00%



LS9 [Contingent on ROL12]

I feel motivated to do coursework or work on research projects when I am in a campus library building

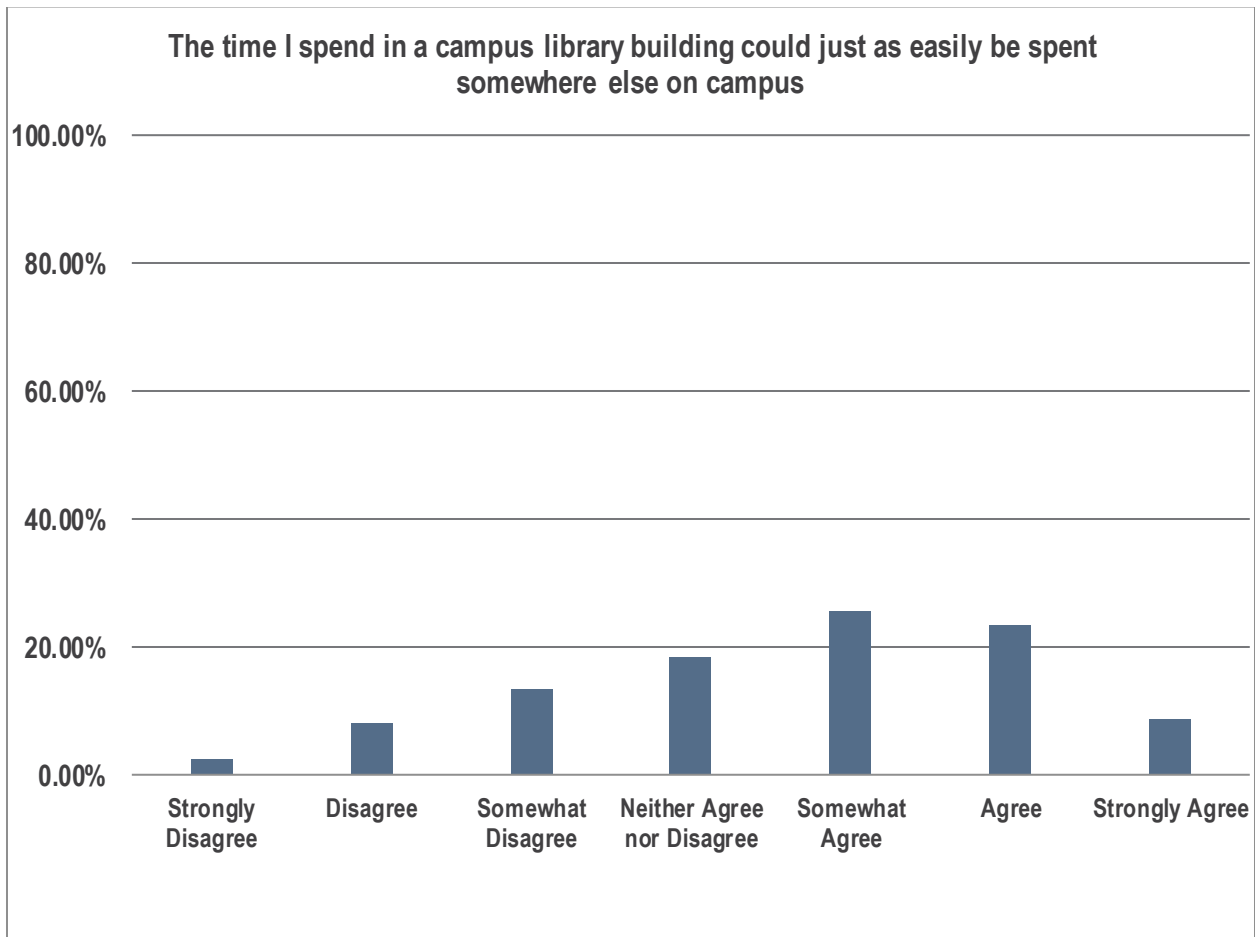
	Response	Percent
Strongly Disagree	15	1.65%
Disagree	16	1.76%
Somewhat Disagree	36	3.96%
Neither Agree nor Disagree	86	9.46%
Somewhat Agree	213	23.43%
Agree	316	34.76%
Strongly Agree	227	24.97%
	909	100.00%



LS10 [Contingent on ROL12]

The time I spend in a campus library building could just as easily be spent somewhere else on campus

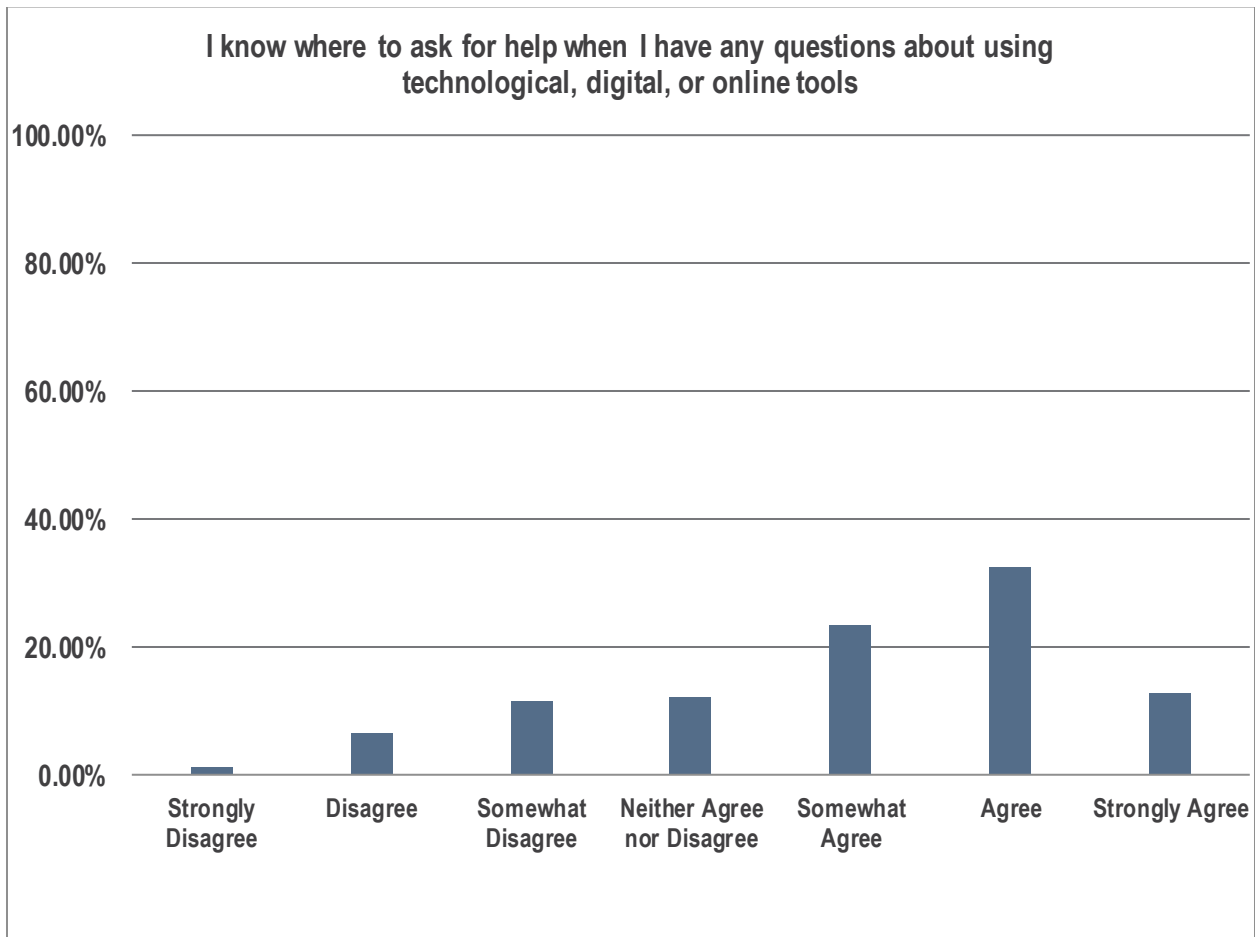
	Response	Percent
Strongly Disagree	21	2.31%
Disagree	73	8.04%
Somewhat Disagree	123	13.55%
Neither Agree nor Disagree	166	18.28%
Somewhat Agree	233	25.66%
Agree	214	23.57%
Strongly Agree	78	8.59%
	908	100.00%



LS11 [Contingent on ROL12]

I know where to ask for help when I have any questions about using technological, digital, or online tools

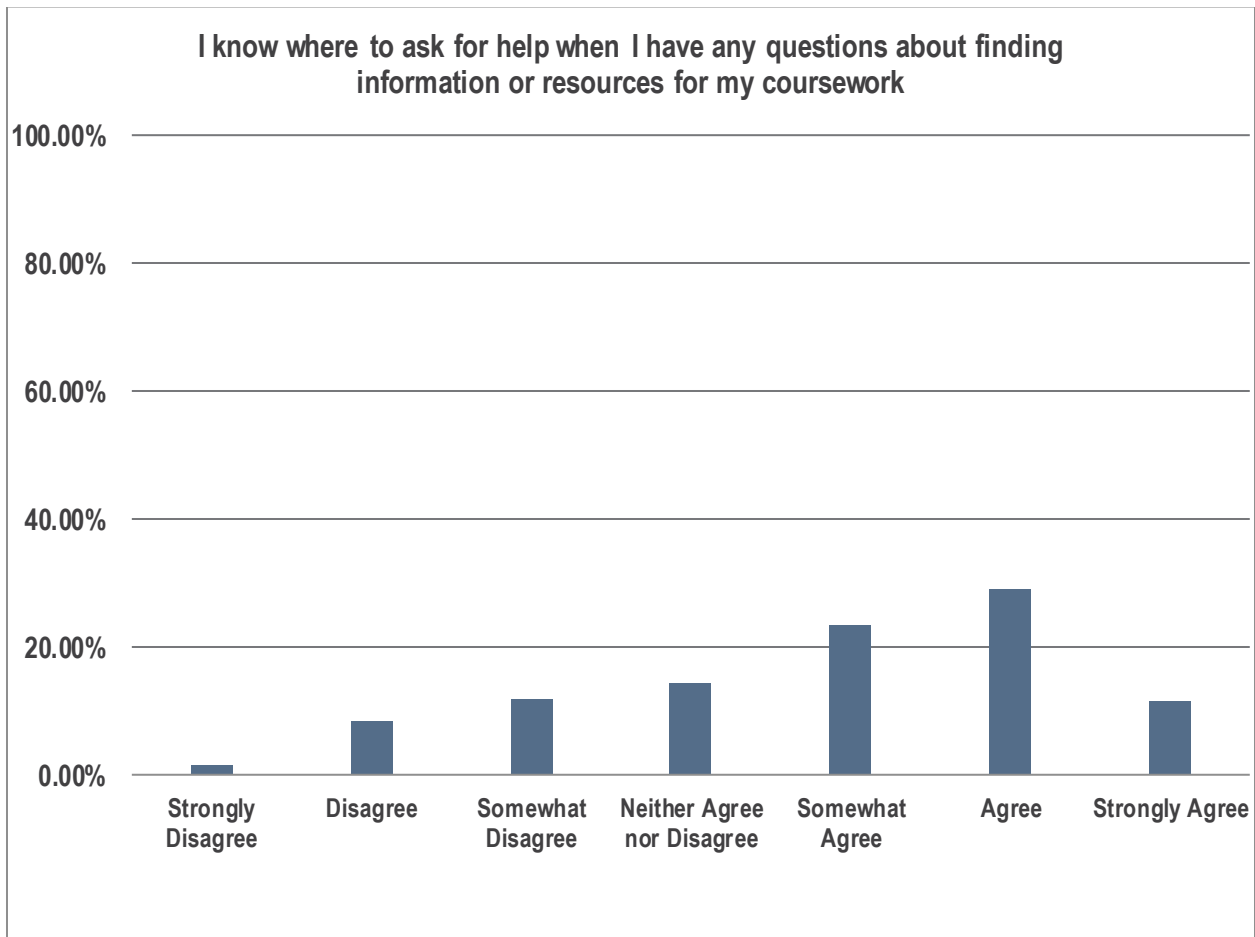
	Response	Percent
Strongly Disagree	10	1.11%
Disagree	59	6.53%
Somewhat Disagree	104	11.50%
Neither Agree nor Disagree	110	12.17%
Somewhat Agree	213	23.56%
Agree	293	32.41%
Strongly Agree	115	12.72%
	904	100.00%



LS12 [Contingent on ROL12]

I know where to ask for help when I have any questions about finding information or resources for my coursework

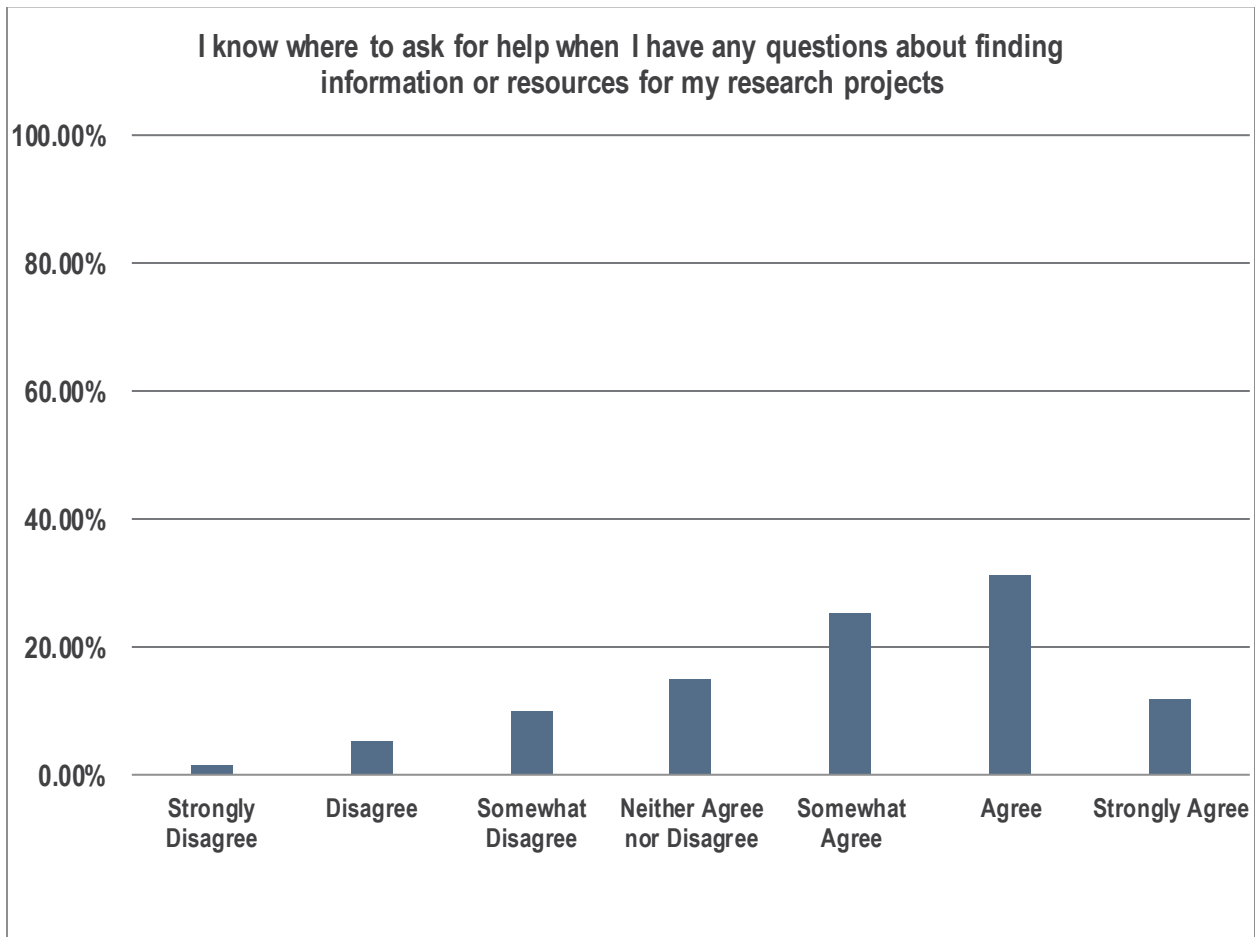
	Response	Percent
Strongly Disagree	14	1.55%
Disagree	75	8.30%
Somewhat Disagree	107	11.84%
Neither Agree nor Disagree	131	14.49%
Somewhat Agree	211	23.34%
Agree	263	29.09%
Strongly Agree	103	11.39%
	904	100.00%



LS13 [Contingent on ROL12]

I know where to ask for help when I have any questions about finding information or resources for my research projects

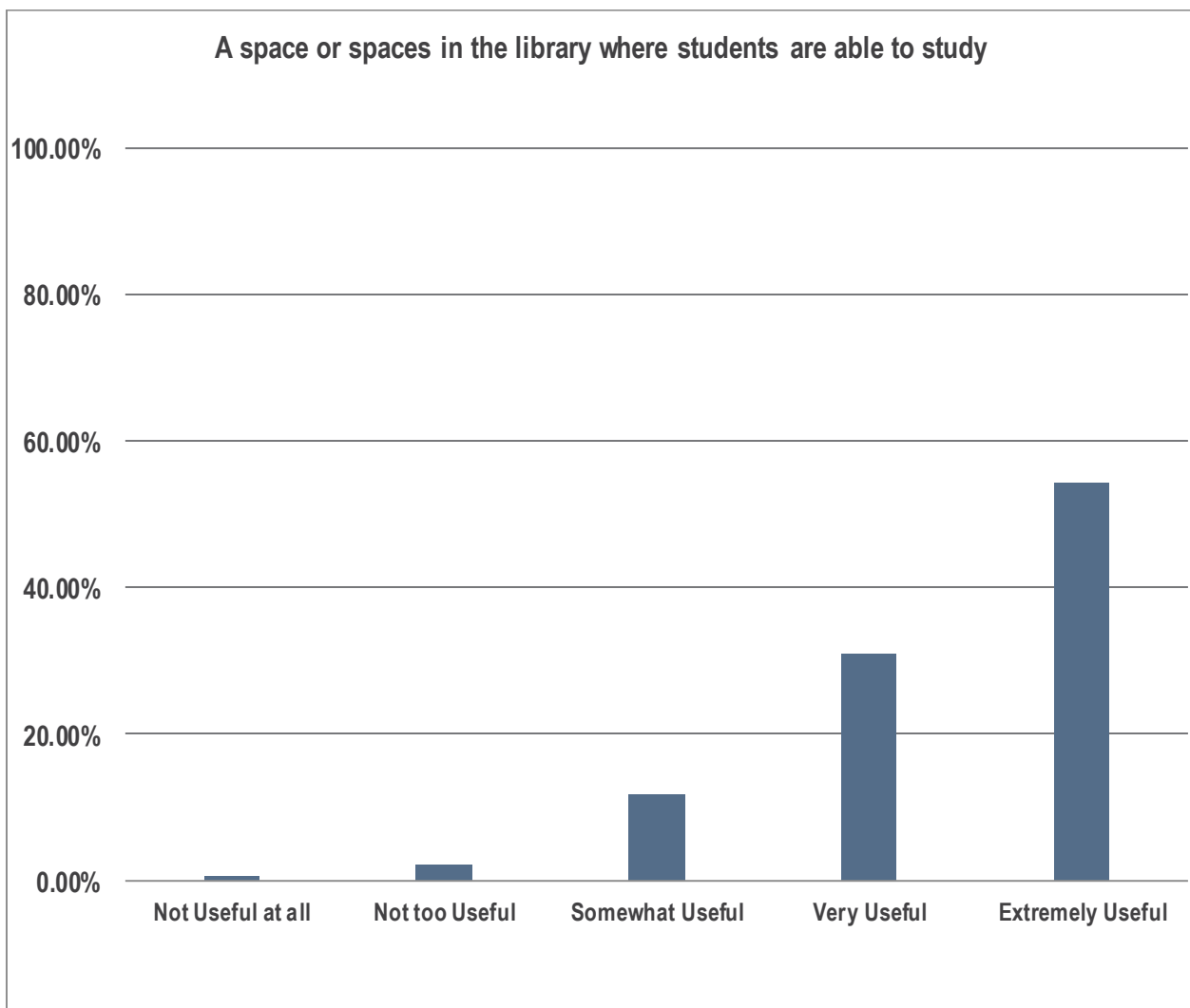
	Response	Percent
Strongly Disagree	11	1.40%
Disagree	42	5.36%
Somewhat Disagree	79	10.08%
Neither Agree nor Disagree	117	14.92%
Somewhat Agree	198	25.26%
Agree	245	31.25%
Strongly Agree	92	11.73%
	784	100.00%



LS14

A space or spaces in the library where students are able to study

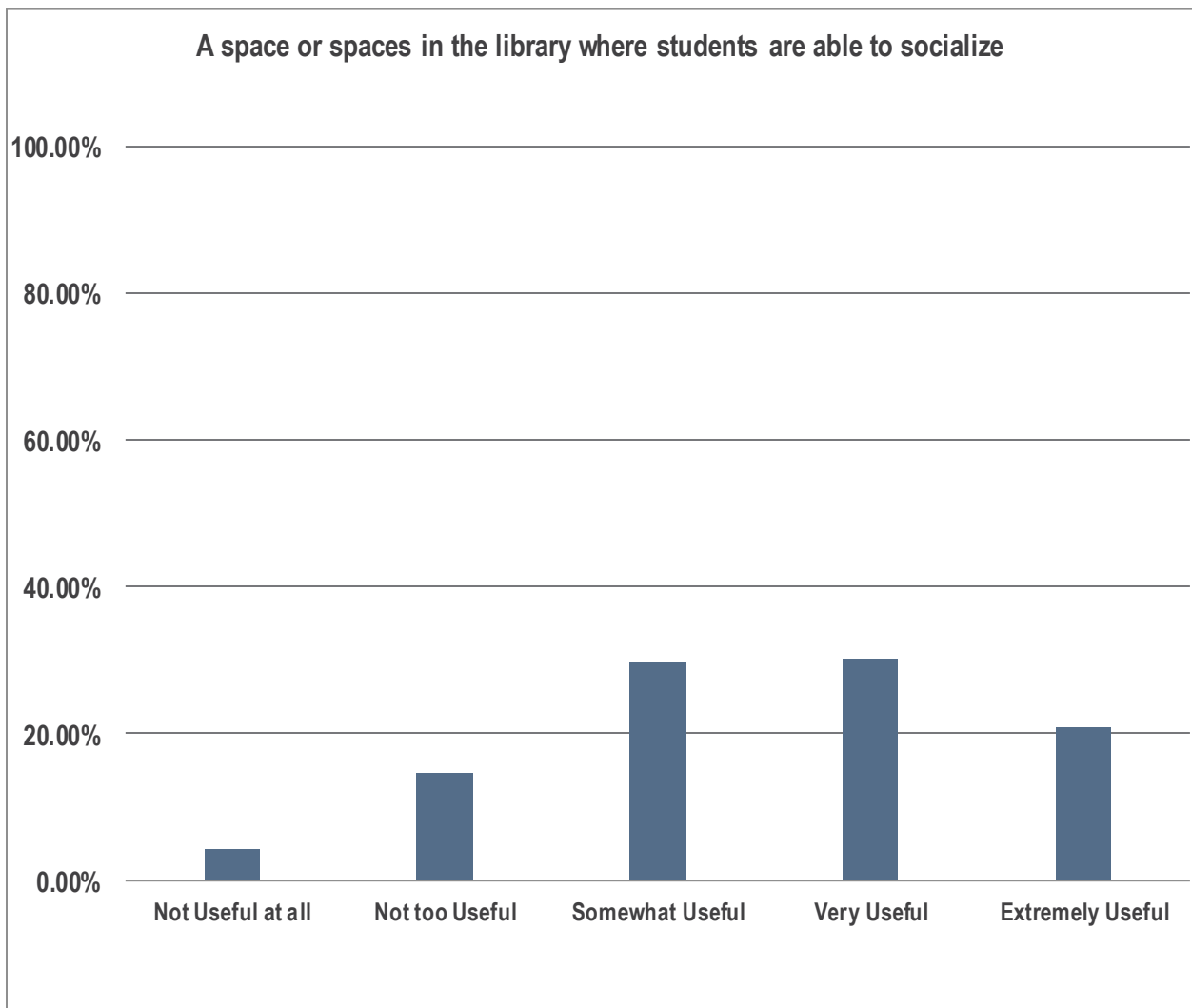
	Response	Percent
Not Useful at all	6	0.64%
Not too Useful	20	2.13%
Somewhat Useful	111	11.81%
Very Useful	292	31.06%
Extremely Useful	511	54.36%
	940	100.00%



LS15

A space or spaces in the library where students are able to socialize

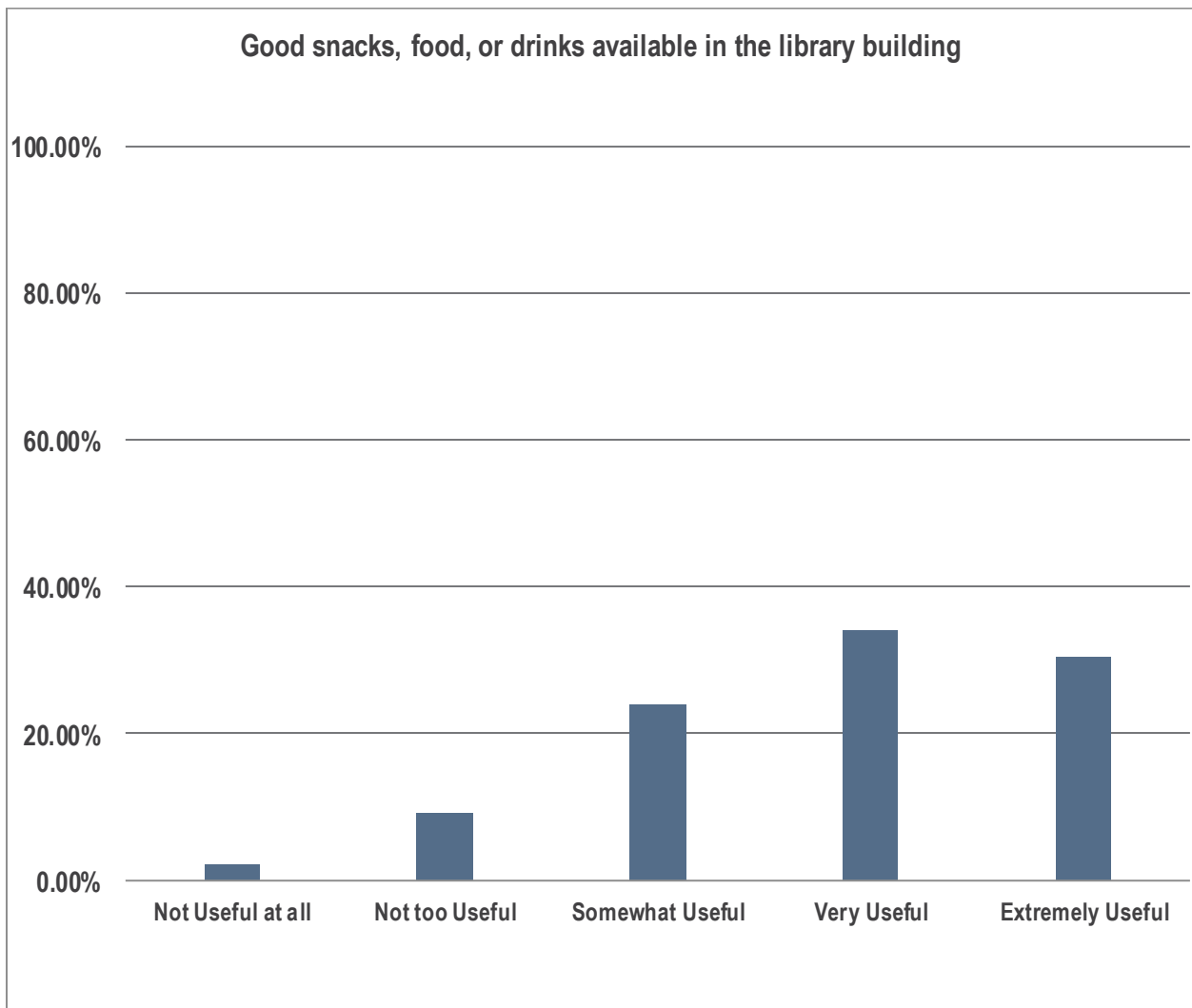
	Response	Percent
Not Useful at all	40	4.25%
Not too Useful	139	14.76%
Somewhat Useful	280	29.72%
Very Useful	285	30.25%
Extremely Useful	198	21.02%
	942	100.00%



LS16

Good snacks, food, or drinks available in the library building

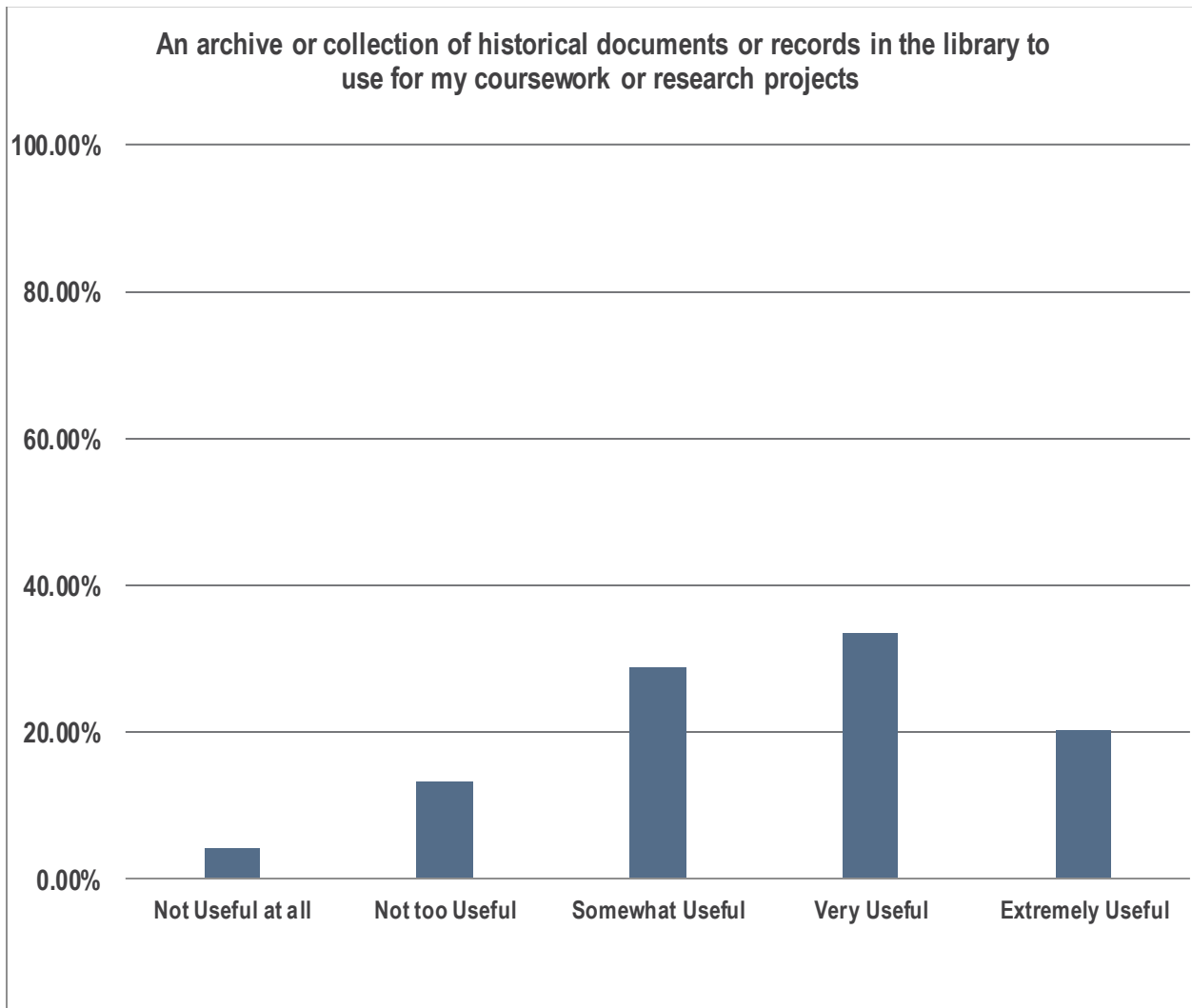
	Response	Percent
Not Useful at all	21	2.22%
Not too Useful	88	9.32%
Somewhat Useful	226	23.94%
Very Useful	321	34.00%
Extremely Useful	288	30.51%
	944	100.00%



LS17

An archive or collection of historical documents or records in the library to use for my coursework or research projects

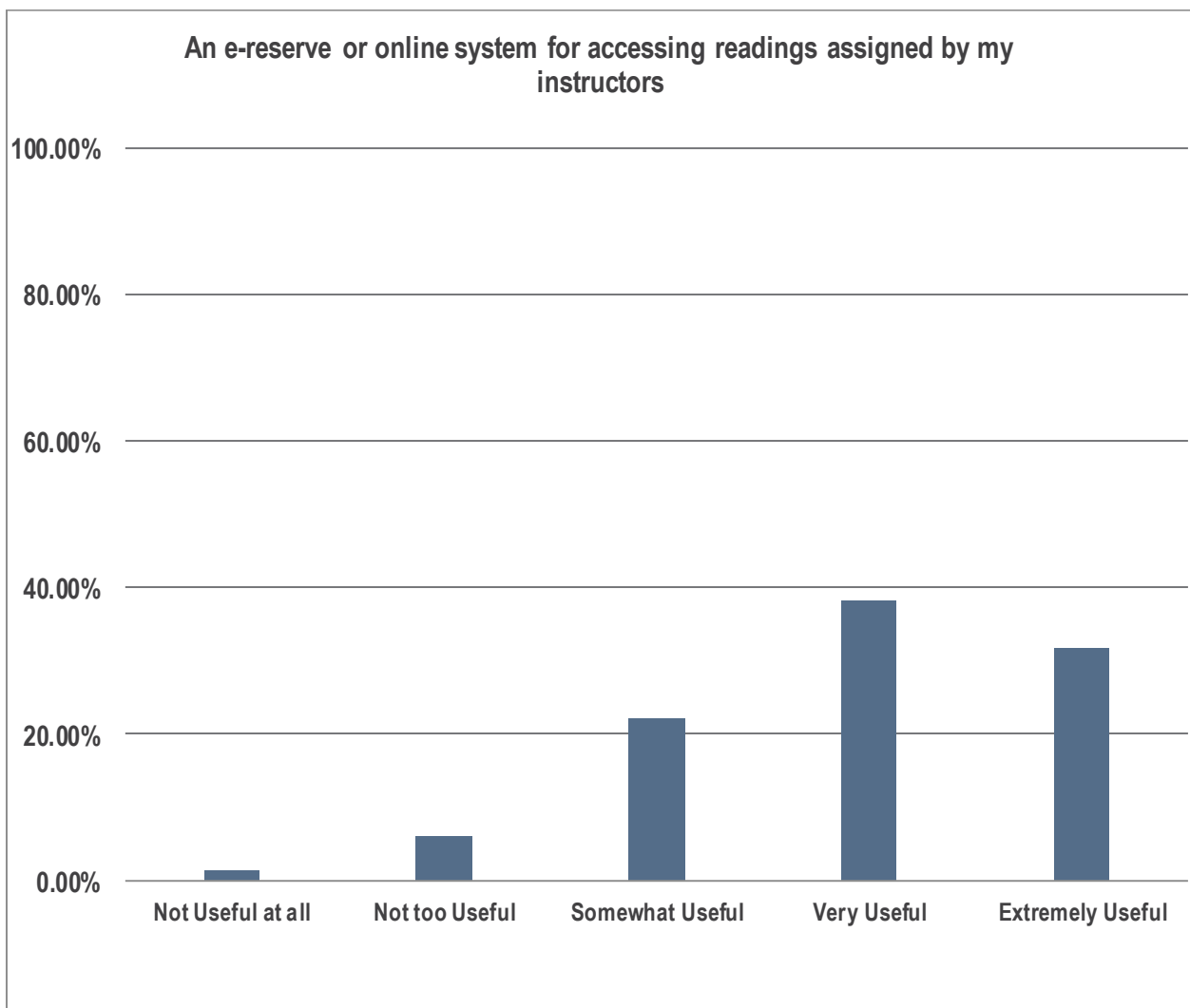
	Response	Percent
Not Useful at all	38	4.04%
Not too Useful	125	13.28%
Somewhat Useful	271	28.80%
Very Useful	316	33.58%
Extremely Useful	191	20.30%
	941	100.00%



LS18

An e-reserve or online system for accessing readings assigned by my instructors

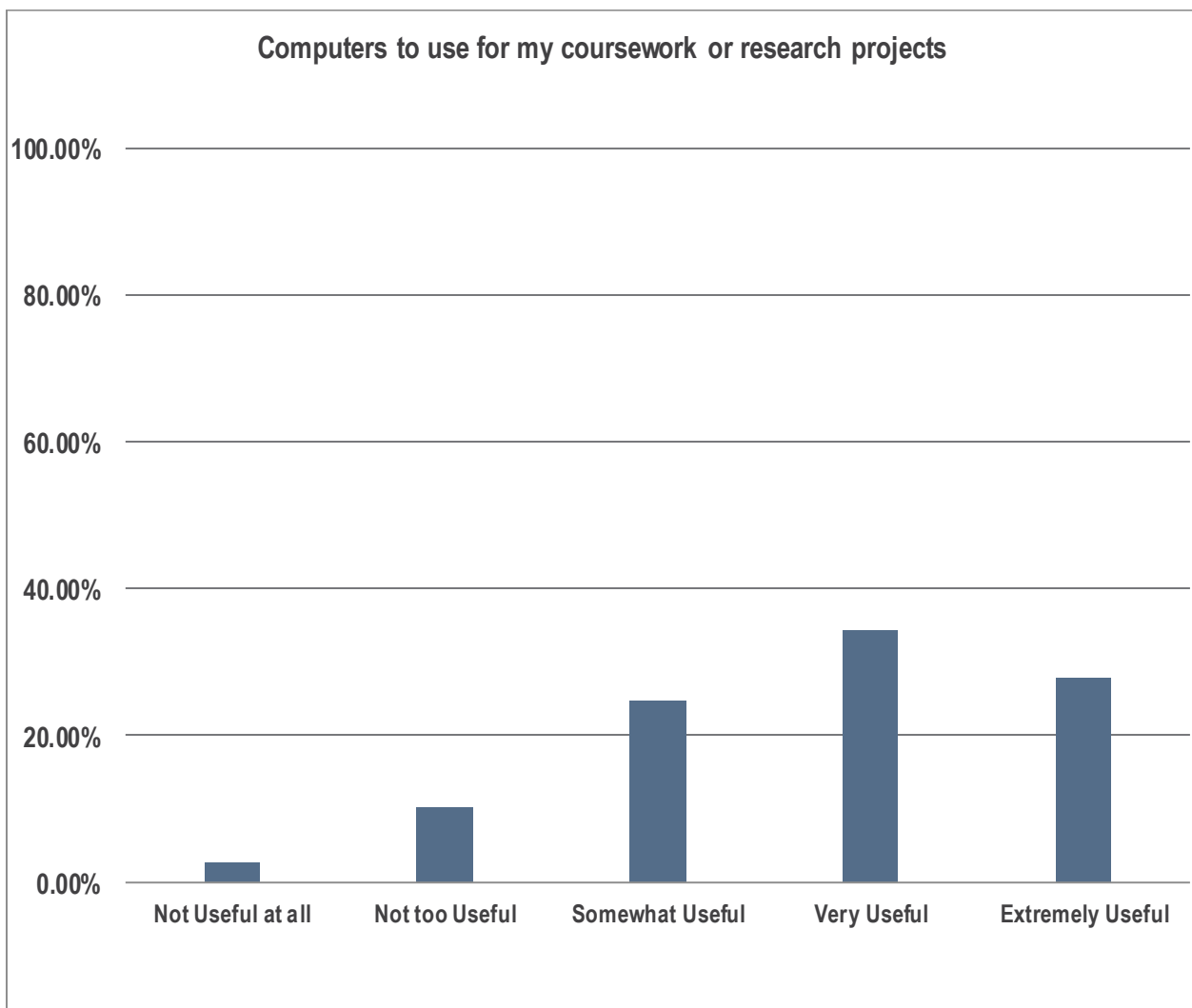
	Response	Percent
Not Useful at all	13	1.39%
Not too Useful	58	6.18%
Somewhat Useful	209	22.28%
Very Useful	359	38.27%
Extremely Useful	299	31.88%
	938	100.00%



LS19

Computers to use for my coursework or research projects

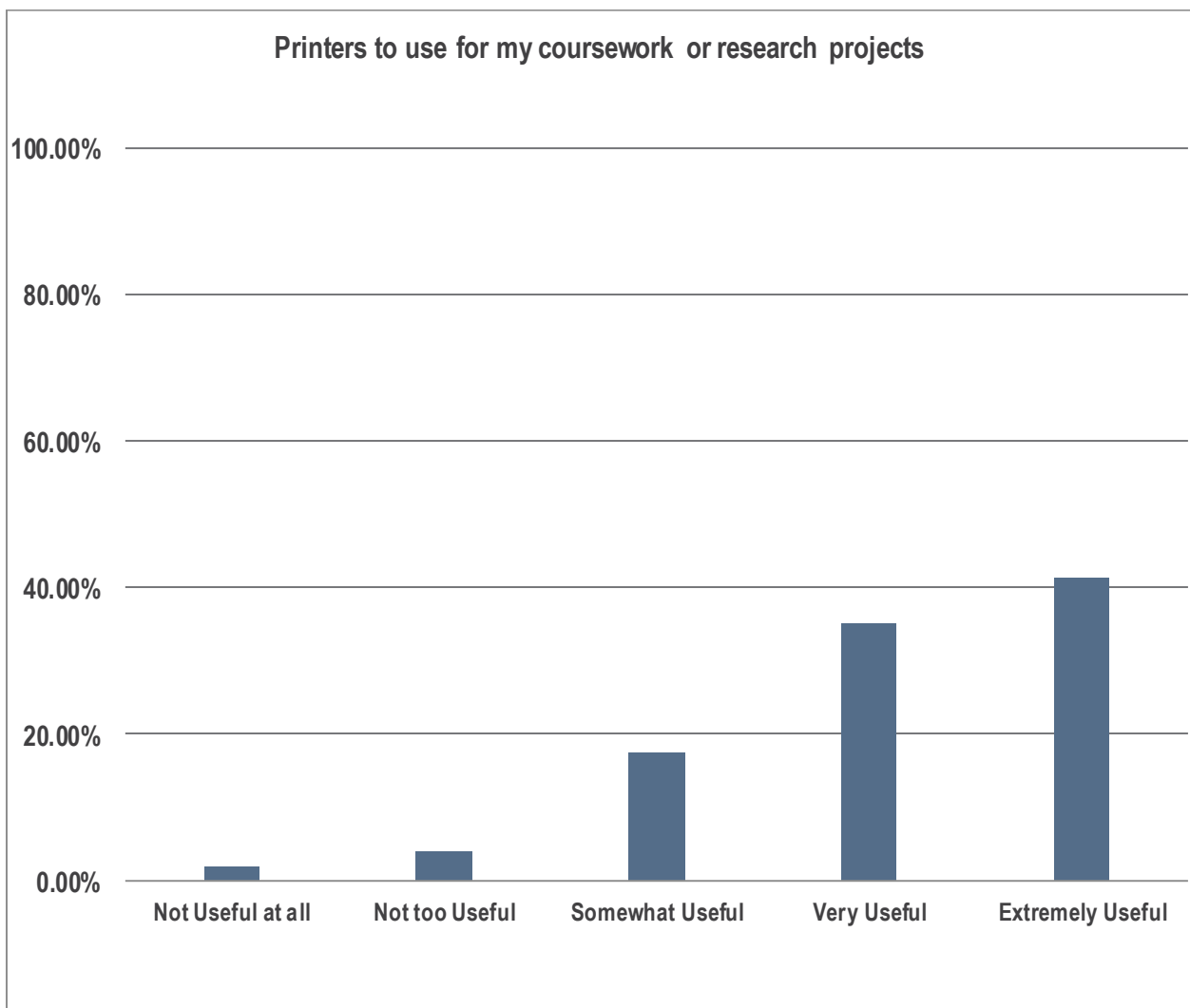
	Response	Percent
Not Useful at all	25	2.66%
Not too Useful	96	10.22%
Somewhat Useful	232	24.71%
Very Useful	324	34.50%
Extremely Useful	262	27.90%
	939	100.00%



LS20

Printers to use for my coursework or research projects

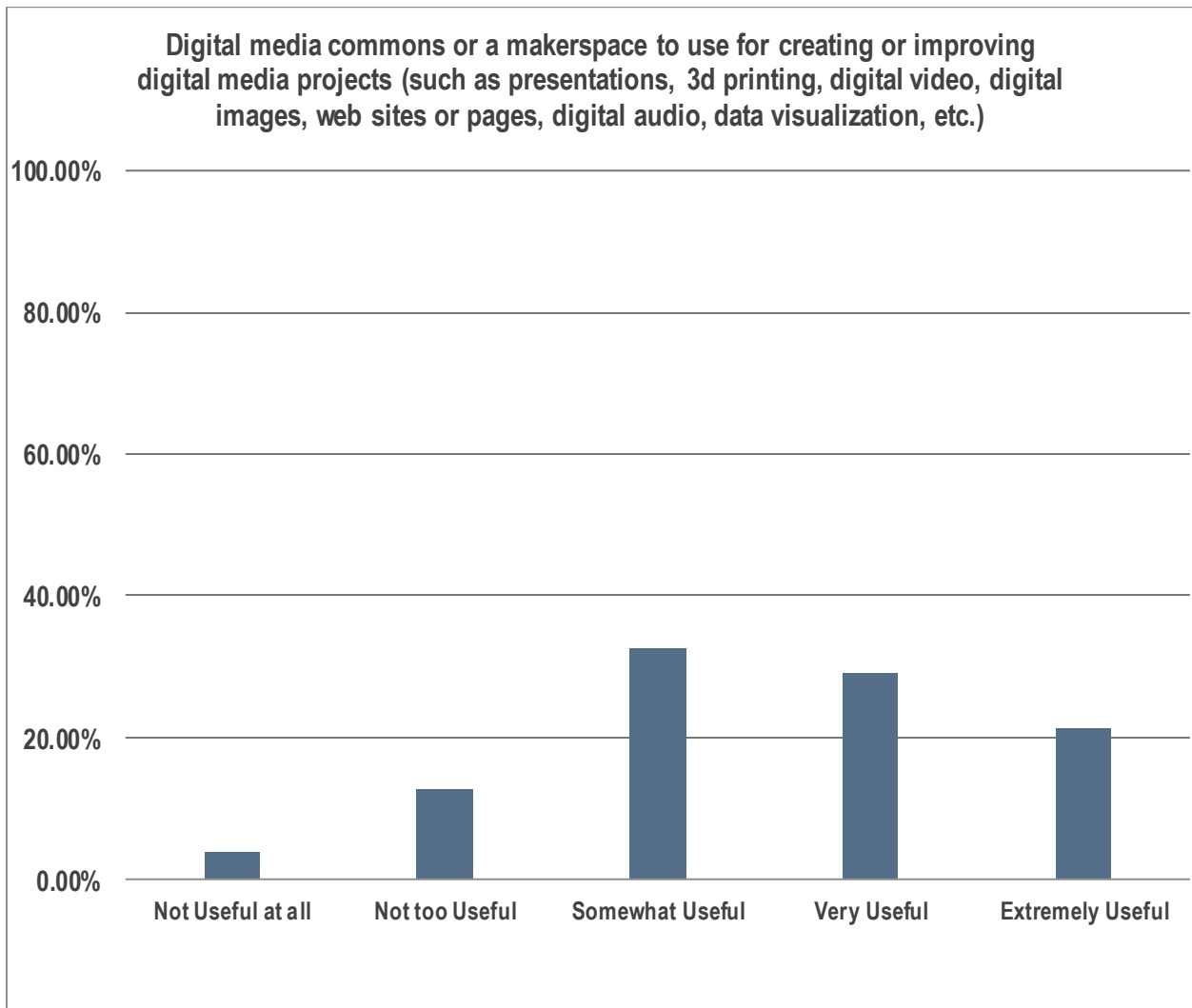
	Response	Percent
Not Useful at all	19	2.04%
Not too Useful	38	4.07%
Somewhat Useful	163	17.47%
Very Useful	328	35.16%
Extremely Useful	385	41.26%
	933	100.00%



LS21

Digital media commons or a makerspace to use for creating or improving digital media projects (such as presentations, 3d printing, digital video, digital images, web sites or pages, digital audio, data visualization, etc.)

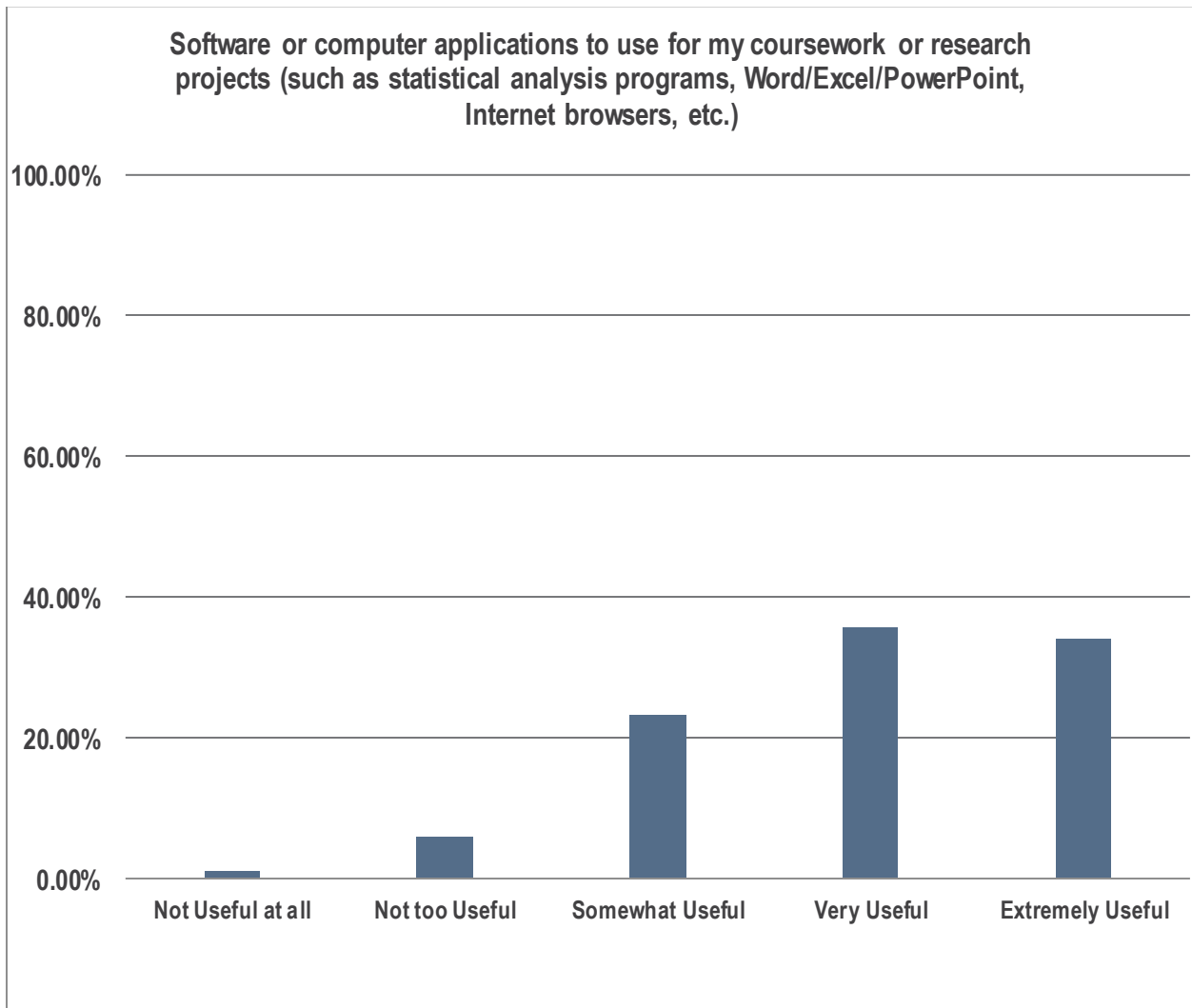
	Response	Percent
Not Useful at all	37	3.98%
Not too Useful	119	12.81%
Somewhat Useful	303	32.62%
Very Useful	271	29.17%
Extremely Useful	199	21.42%
	929	100.00%



LS22

Software or computer applications to use for my coursework or research projects (such as statistical analysis programs, Word/Excel/PowerPoint, Internet browsers, etc.)

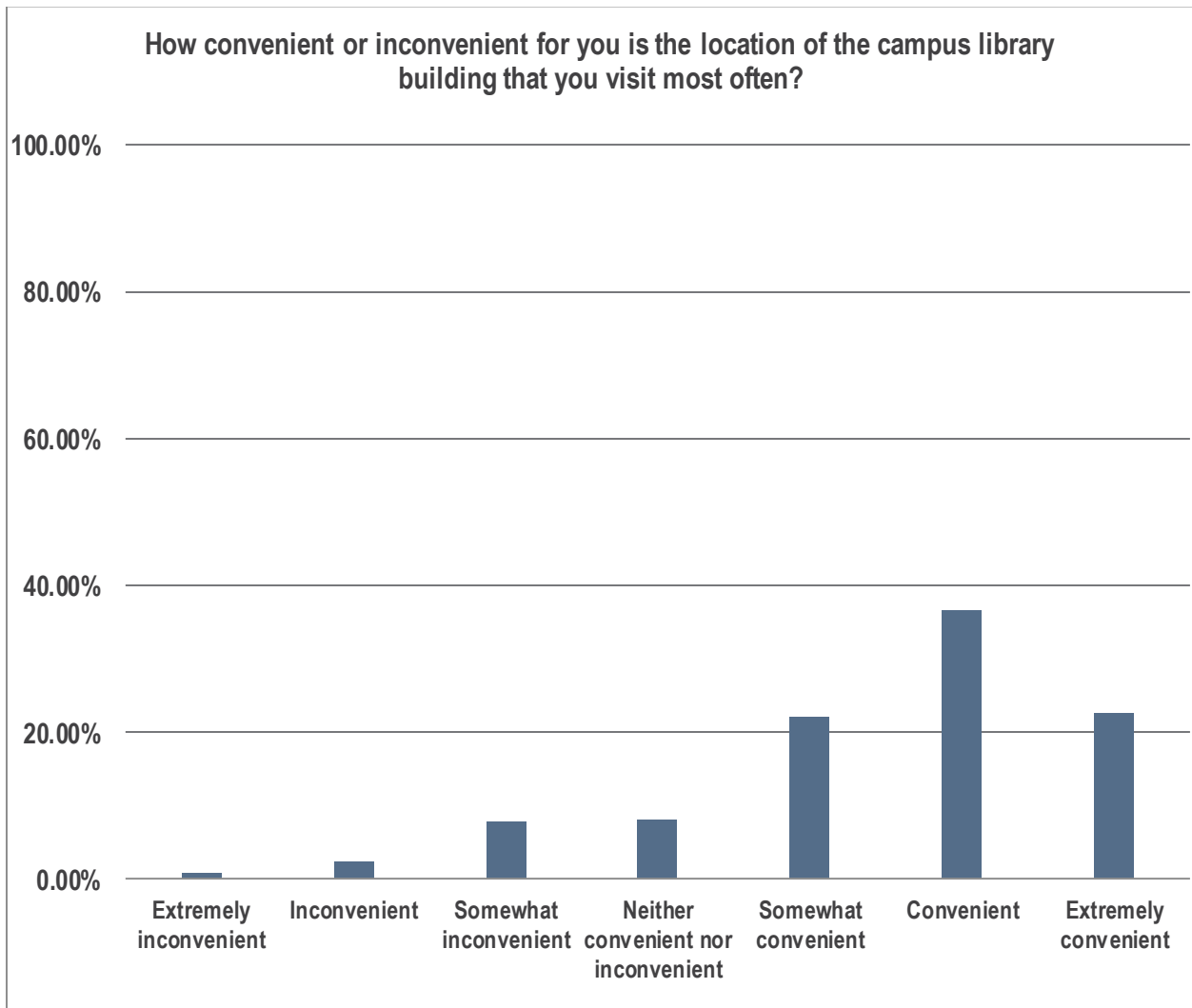
	Response	Percent
Not Useful at all	10	1.07%
Not too Useful	56	5.99%
Somewhat Useful	217	23.21%
Very Useful	333	35.61%
Extremely Useful	319	34.12%
	935	100.00%



LS23

How convenient or inconvenient for you is the location of the campus library building that you visit most often?

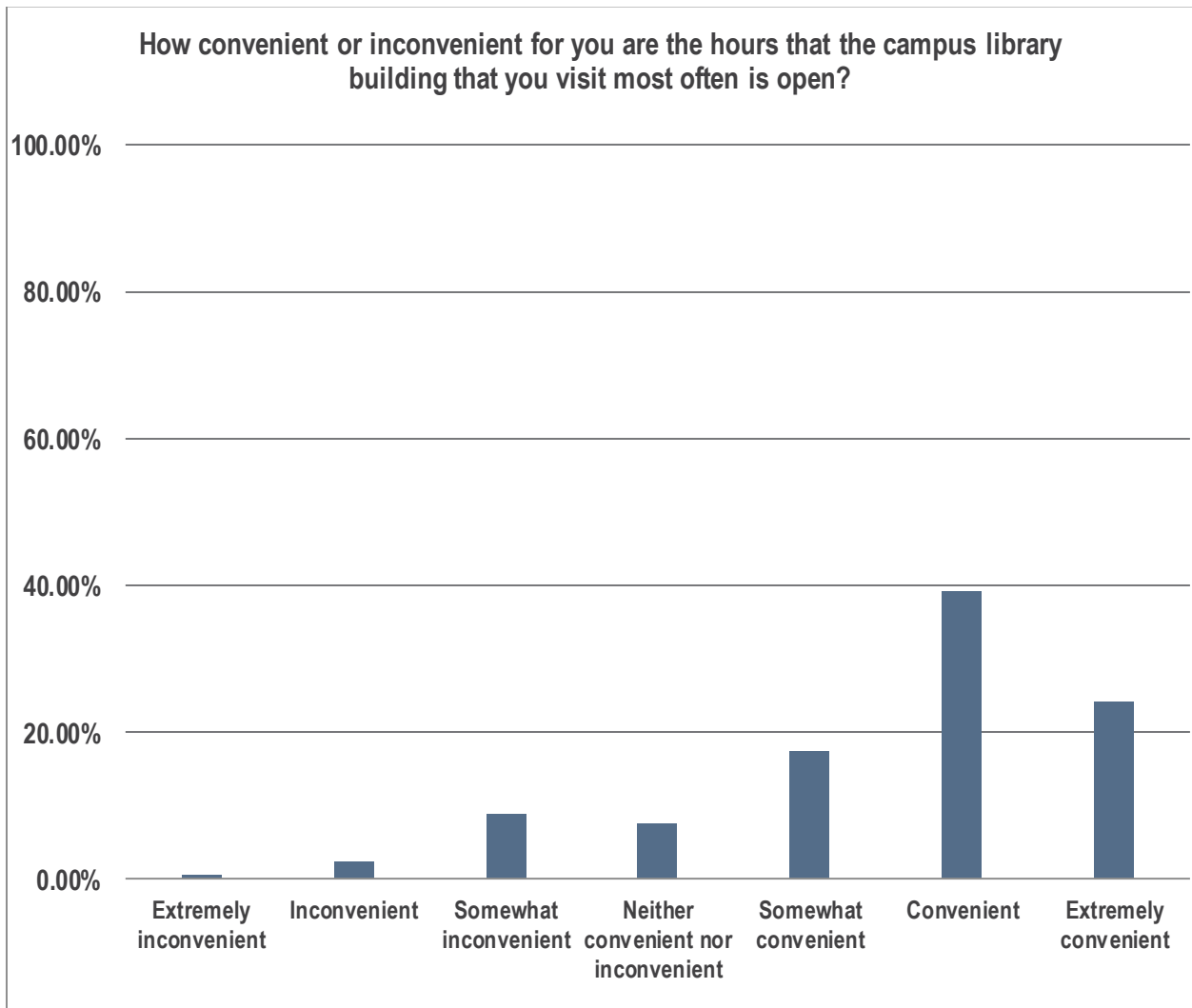
	Response	Percent
Extremely inconvenient	7	0.75%
Inconvenient	21	2.24%
Somewhat inconvenient	74	7.88%
Neither convenient nor inconvenient	75	7.99%
Somewhat convenient	208	22.15%
Convenient	343	36.53%
Extremely convenient	211	22.47%
	939	100.00%



LS24

How convenient or inconvenient for you are the hours that the campus library building that you visit most often is open?

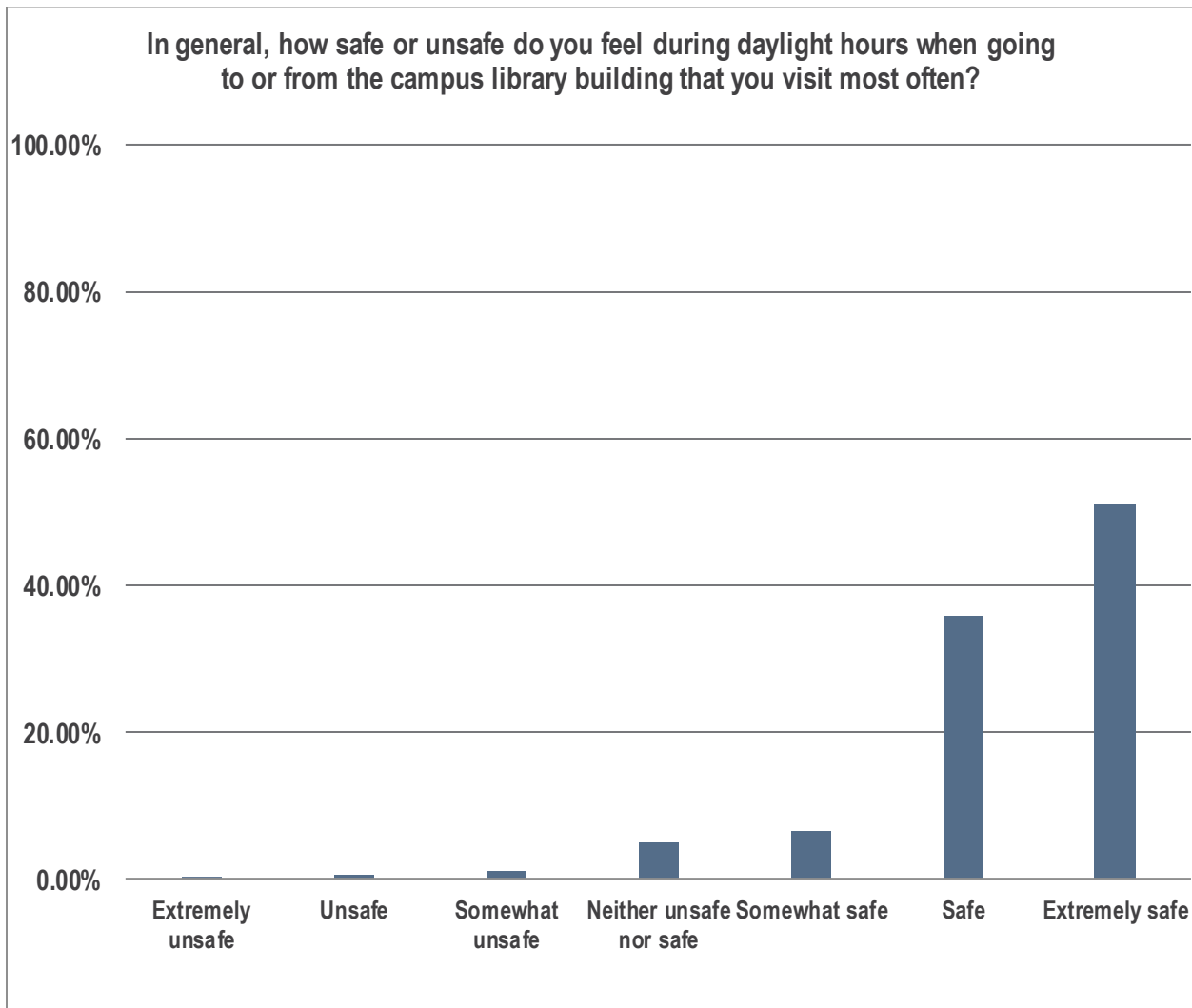
	Response	Percent
Extremely inconvenient	6	0.64%
Inconvenient	21	2.23%
Somewhat inconvenient	82	8.70%
Neither convenient nor inconvenient	72	7.64%
Somewhat convenient	163	17.30%
Convenient	370	39.28%
Extremely convenient	228	24.20%
	942	100.00%



LS25

In general, how safe or unsafe do you feel during daylight hours when going to or from the campus library building that you visit most often?

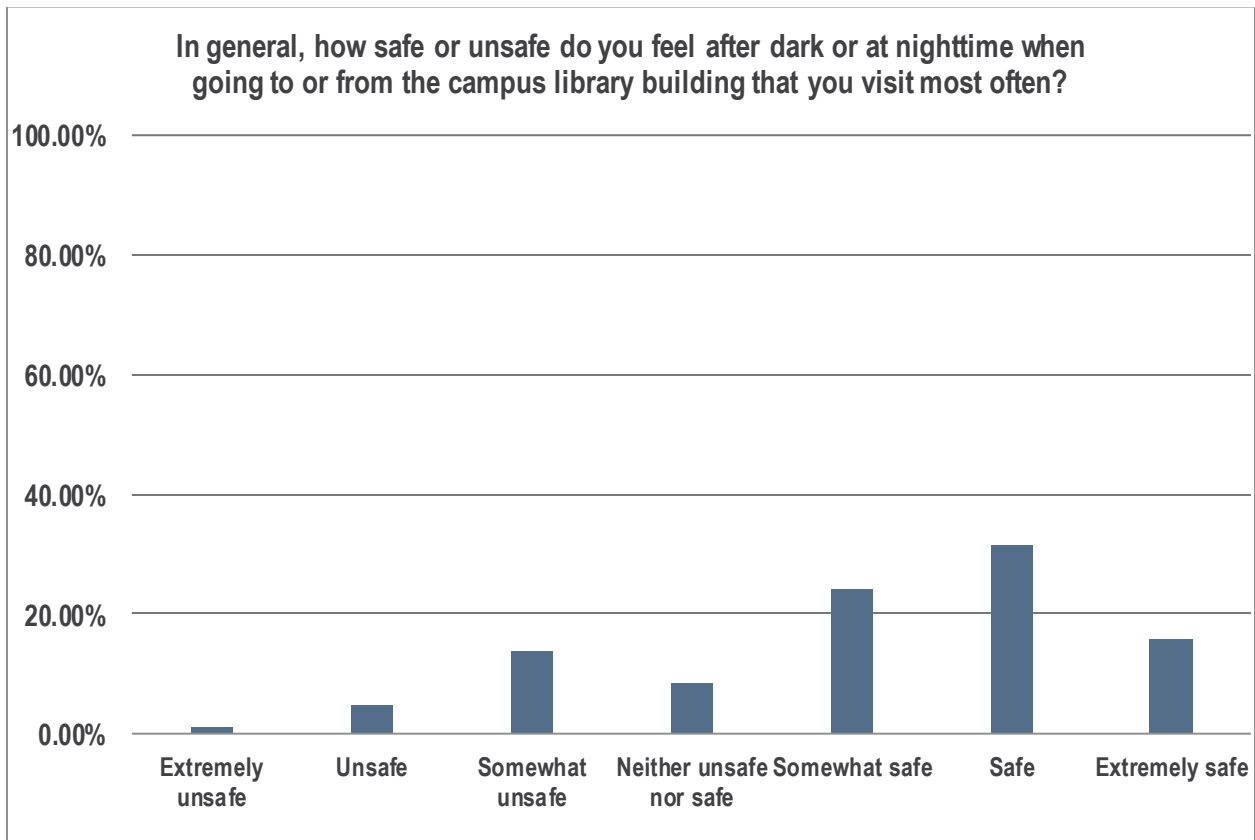
	Response	Percent
Extremely unsafe	2	0.21%
Unsafe	4	0.43%
Somewhat unsafe	10	1.06%
Neither unsafe nor safe	46	4.89%
Somewhat safe	62	6.59%
Safe	337	35.81%
Extremely safe	480	51.01%
	941	100.00%



LS26

In general, how safe or unsafe do you feel after dark or at nighttime when going to or from the campus library building that you visit most often?

	Response	Percent
Extremely unsafe	10	1.06%
Unsafe	44	4.65%
Somewhat unsafe	131	13.85%
Neither unsafe nor safe	81	8.56%
Somewhat safe	230	24.31%
Safe	299	31.61%
Extremely safe	151	15.96%
	946	100.00%



Undergraduate Research

UR1

Some students conduct or contribute to original academic research for course credit and/or for publication. At this college or university, have you ever...

UR2

How important or unimportant is it to you to do each of the following before you graduate from this college or university?

UR3

Have you ever been directed by a faculty advisor, instructor, or professor to consult with a subject librarian or departmental library liaison at this college or university (i.e. a librarian who specializes in your major, field, or program of study)?

UR4

In general, how would you rate your own current skill level in each of the following research-related tasks?

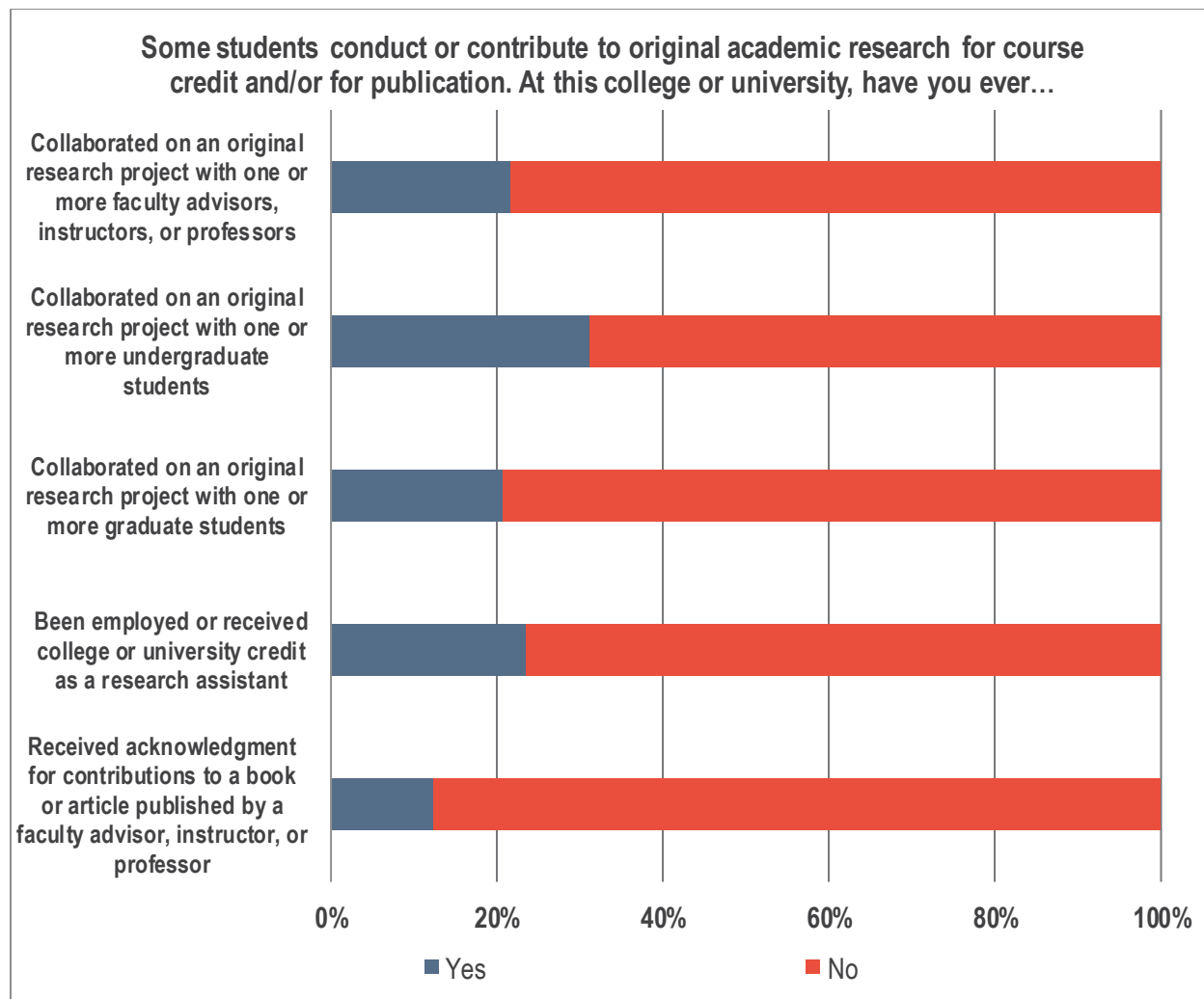
UR5

How important or unimportant is it to you to acquire each of the following research skills as a result of your experience at this college or university?

UR1

Some students conduct or contribute to original academic research for course credit and/or for publication. At this college or university, have you ever...

	Yes	No	Response
Collaborated on an original research project with one or more faculty advisors, instructors, or professors	21.57%	78.43%	932
Collaborated on an original research project with one or more undergraduate students	31.16%	68.84%	934
Collaborated on an original research project with one or more graduate students	20.71%	79.29%	932
Been employed or received college or university credit as a research assistant	23.58%	76.42%	933
Received acknowledgment for contributions to a book or article published by a faculty advisor, instructor, or professor	12.35%	87.65%	931



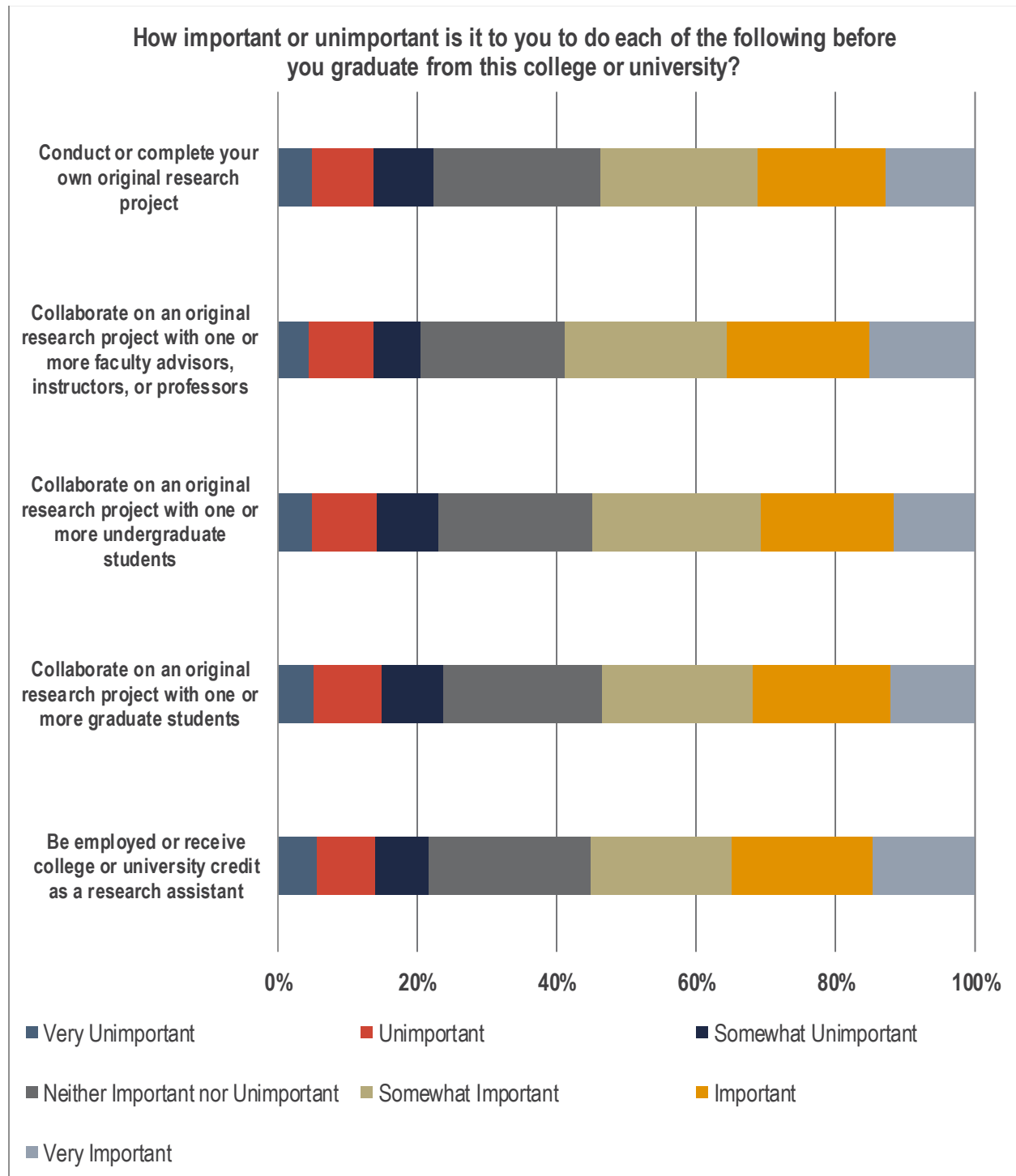
UR2

How important or unimportant is it to you to do each of the following before you graduate from this college or university?

	Very Unimportant	Unimportant	Somewhat Unimportant	Neither Important nor Unimportant	Somewhat Important	Important	Very Important	Response
Conduct or complete your own original research project	4.89%	8.83%	8.62%	23.94%	22.45%	18.40%	12.87%	940
Collaborate on an original research project with one or more faculty advisors, instructors, or professors	4.36%	9.36%	6.81%	20.53%	23.30%	20.43%	15.21%	940
Collaborate on an original research project with one or more undergraduate students	4.90%	9.28%	8.74%	22.07%	24.20%	19.19%	11.62%	938
Collaborate on an original research project with one or more graduate students	5.02%	9.93%	8.64%	22.95%	21.66%	19.74%	12.06%	937
Be employed or receive college or university credit as a research assistant	5.63%	8.40%	7.55%	23.27%	20.19%	20.19%	14.77%	941

UR2

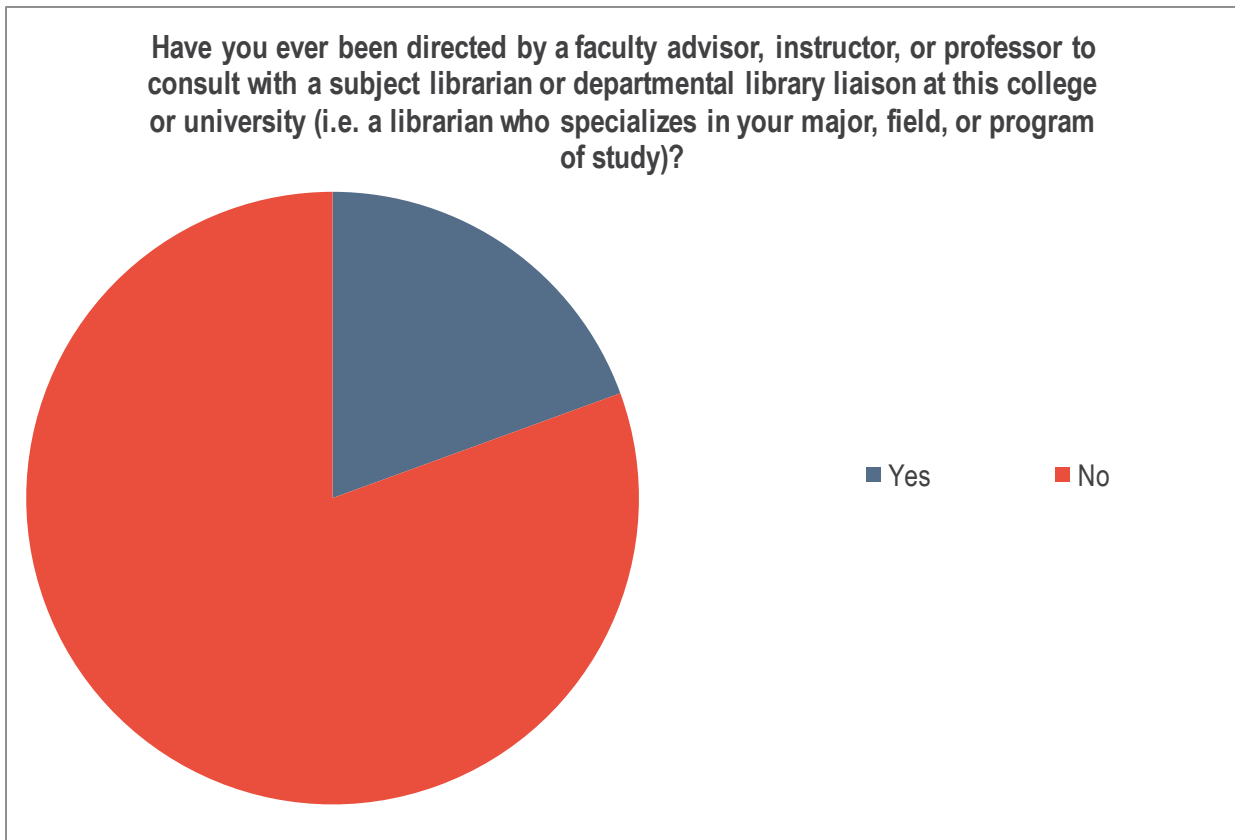
How important or unimportant is it to you to do each of the following before you graduate from this college or university?



UR3

Have you ever been directed by a faculty advisor, instructor, or professor to consult with a subject librarian or departmental library liaison at this college or university (i.e. a librarian who specializes in your major, field, or program of study)?

	Response	Percent
Yes	180	19.44%
No	746	80.56%
	926	100.00%



UR4

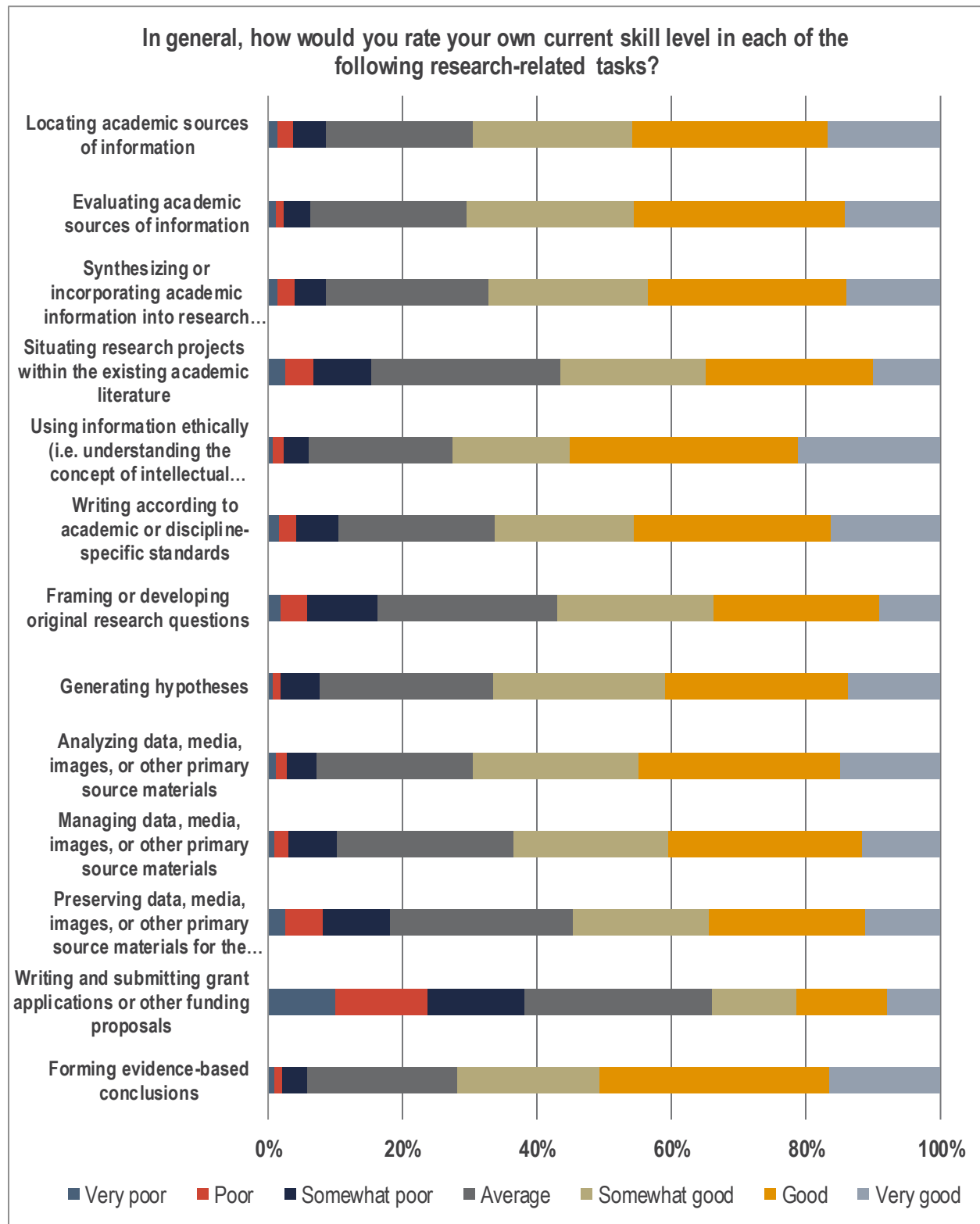
In general, how would you rate your own current skill level in each of the following research-related tasks?

	Very poor	Poor	Somewhat poor	Average	Somewhat good	Good	Very good	Response
Locating academic sources of information	1.50%	2.14%	4.93%	21.76%	23.79%	29.15%	16.72%	933
Evaluating academic sources of information	1.18%	1.07%	4.08%	23.07%	25.00%	31.33%	14.27%	932
Synthesizing or incorporating academic information into research projects	1.28%	2.56%	4.80%	24.01%	23.91%	29.46%	13.98%	937
Situating research projects within the existing academic literature	2.46%	4.28%	8.66%	28.02%	21.71%	24.92%	9.95%	935
Using information ethically (i.e. understanding the concept of intellectual property, copyright issues, and/or legal and ethical standards for the conduct of academic research)	0.64%	1.61%	3.85%	21.31%	17.45%	33.83%	21.31%	934
Writing according to academic or discipline-specific standards	1.60%	2.56%	6.20%	23.29%	20.62%	29.49%	16.24%	936
Framing or developing original research questions	1.81%	3.95%	10.46%	26.79%	23.16%	24.76%	9.07%	937
Generating hypotheses	0.64%	1.18%	5.90%	25.64%	25.75%	27.15%	13.73%	932

	Very poor	Poor	Somewhat poor	Average	Somewhat good	Good	Very good	Response
Analyzing data, media, images, or other primary source materials	1.18%	1.60%	4.39%	23.21%	24.60%	30.16%	14.87%	935
Managing data, media, images, or other primary source materials	0.86%	2.14%	7.17%	26.23%	23.02%	28.80%	11.78%	934
Preserving data, media, images, or other primary source materials for the long-term	2.57%	5.56%	9.95%	27.17%	20.32%	23.32%	11.12%	935
Writing and submitting grant applications or other funding proposals	10.05%	13.69%	14.44%	27.91%	12.51%	13.48%	7.91%	935
Forming evidence-based conclusions	0.86%	1.18%	3.65%	22.32%	21.24%	34.23%	16.52%	932

UR4

In general, how would you rate your own current skill level in each of the following research-related tasks?



UR5

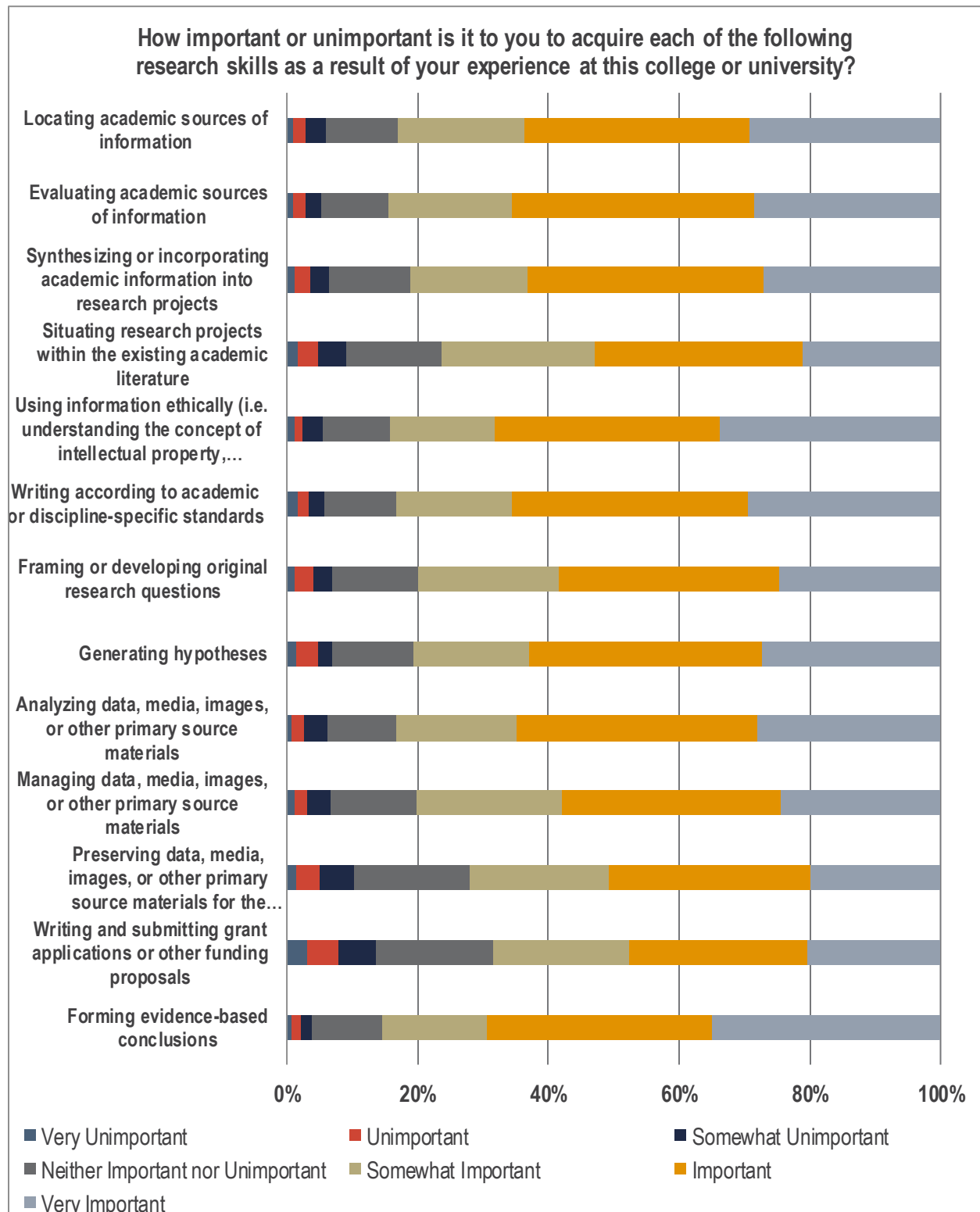
How important or unimportant is it to you to acquire each of the following research skills as a result of your experience at this college or university?

	Very Unimportant	Unimportant	Somewhat Unimportant	Neither Important nor Unimportant	Somewhat Important	Important	Very Important	Response
Locating academic sources of information	0.96%	1.92%	3.09%	11.10%	19.21%	34.47%	29.24%	937
Evaluating academic sources of information	0.96%	1.82%	2.46%	10.27%	18.93%	37.11%	28.45%	935
Synthesizing or incorporating academic information into research projects	1.07%	2.46%	2.89%	12.51%	17.97%	36.04%	27.06%	935
Situating research projects within the existing academic literature	1.61%	3.21%	4.28%	14.56%	23.45%	31.80%	21.09%	934
Using information ethically (i.e. understanding the concept of intellectual property, copyright issues, and/or legal and ethical standards for the conduct of academic research)	1.18%	1.29%	2.90%	10.43%	15.91%	34.52%	33.76%	930
Writing according to academic or discipline-specific standards	1.60%	1.71%	2.45%	10.98%	17.70%	36.03%	29.53%	938
Framing or developing original research questions	1.28%	2.78%	2.89%	13.06%	21.52%	33.73%	24.73%	934
Generating hypotheses	1.39%	3.32%	2.14%	12.53%	17.77%	35.44%	27.41%	934

	Very Unimportant	Unimportant	Somewhat Unimportant	Neither Important nor Unimportant	Somewhat Important	Important	Very Important	Response
Analyzing data, media, images, or other primary source materials	0.75%	1.83%	3.65%	10.53%	18.37%	36.73%	28.14%	931
Managing data, media, images, or other primary source materials	1.17%	2.03%	3.42%	13.13%	22.41%	33.40%	24.44%	937
Preserving data, media, images, or other primary source materials for the long-term	1.39%	3.64%	5.35%	17.65%	21.18%	30.80%	20.00%	935
Writing and submitting grant applications or other funding proposals	3.20%	4.69%	5.76%	18.02%	20.58%	27.40%	20.36%	938
Forming evidence-based conclusions	0.64%	1.39%	1.72%	10.73%	16.09%	34.44%	34.98%	932

UR5

How important or unimportant is it to you to acquire each of the following research skills as a result of your experience at this college or university?



Demographic Questions

The tables and/or graphs for some of these questions have been omitted from this report due to size. These data can be found in the spreadsheet of raw data.

The following questions ask for you to provide personal information such as your class level, age, gender, and major. If there is a question you do not want to answer, you may skip it.

D1

Have you ever been enrolled in:

D2

What is your major? If you are enrolled with a double major, please select the major that you consider to be your primary major.

D3

With which gender identity do you most identify?

D6

Do you live in a residence hall or other on-campus or residential student housing facility?

D7 [Multiple selections possible]

Have you ever (please select all that apply):

D8

Have you ever received or are you currently eligible for a Federal Pell Grant?

D9 [Multiple selections possible]

Please select all forms of employment that currently apply for you (excluding employment at a campus library):

D10

Are you of Hispanic, Latino, or Spanish origin?

D11 [Multiple selections possible]

Please select the population group or groups that you most closely identify with from the list below:

D12

Are you an international student?

D13

Did one or more of your parents complete a degree from a 4-year college or university?

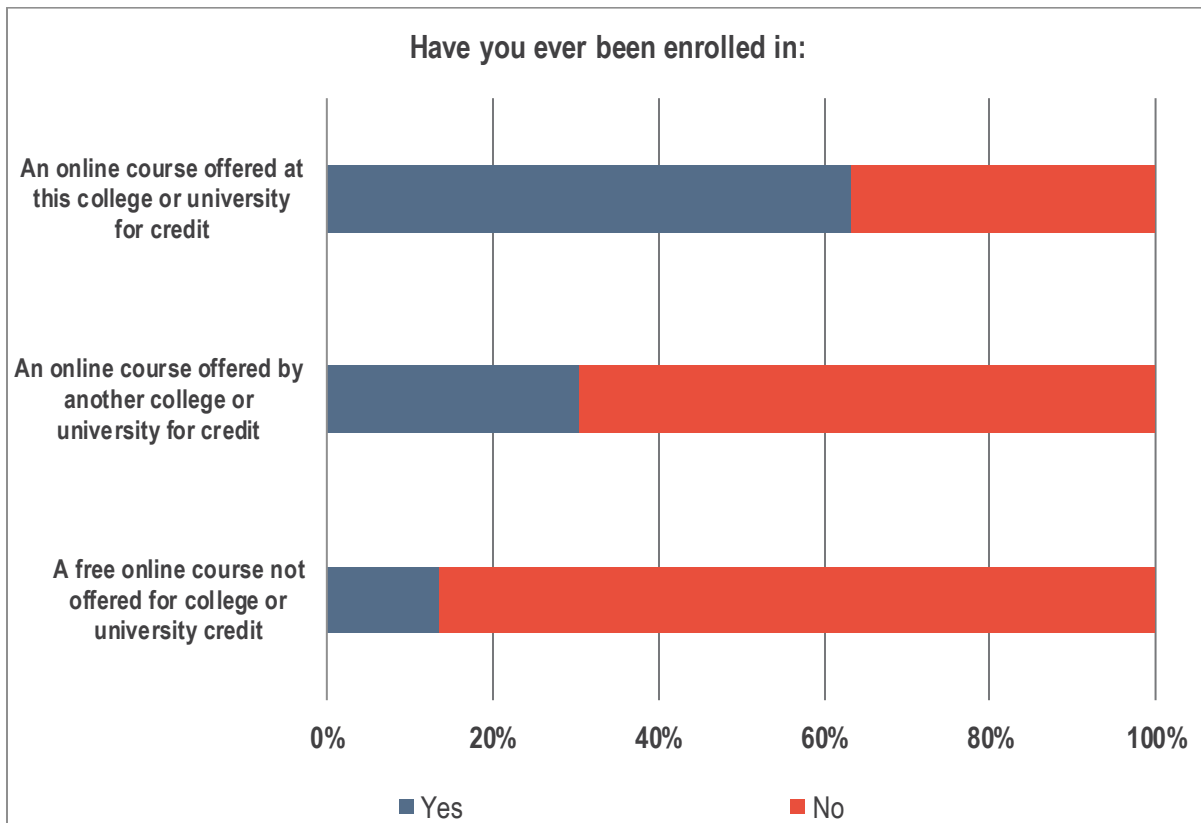
D14

Are you currently serving on active duty or are you a veteran of the U.S. Armed Forces, National Guard, or Reserves?

D1

Have you ever been enrolled in:

	Yes	No	Response
An online course offered at this college or university for credit	63.31%	36.69%	943
An online course offered by another college or university for credit	30.33%	69.67%	943
A free online course not offered for college or university credit	13.59%	86.41%	942



D2

What is your major? If you are enrolled with a double major, please select the major that you consider to be your primary major.

	Response	Percent
Accountancy	37	3.95%
Actuarial Science	10	1.07%
Advertising	22	2.35%
Aerospace Engineering	9	0.96%
African American Studies	0	0.00%
Agr & Consumer Economics	18	1.92%
Agric Leadership & Sci Educ	3	0.32%
Agricultural & Biological Engr	8	0.85%
Agricultural Communications	3	0.32%
Animal Sciences	28	2.99%
Anthropology	4	0.43%
Architectural Studies	14	1.50%
Art Education	1	0.11%
Asian American Studies	0	0.00%
Astronomy	3	0.32%
Atmospheric Sciences	3	0.32%
Biochemistry	4	0.43%
Bioengineering	11	1.18%
Biology	23	2.46%
Broadcast Journalism	2	0.21%
Business Process Management	1	0.11%
Chemical Engineering	16	1.71%
Chemistry	26	2.78%
Civil Engineering	21	2.24%
Classics	1	0.11%
Communication	22	2.35%
Community Health	28	2.99%
Comparative Literature	1	0.11%
Computer Engineering	19	2.03%
Computer Sci & Anthropology	1	0.11%
Computer Sci & Astronomy	1	0.11%
Computer Sci & Chemistry	1	0.11%
Computer Sci & Linguistics	1	0.11%
Computer Science	17	1.82%
Computer Science & Economics	0	0.00%
Computer Science and Music	0	0.00%
Computer Science & Crop Sciences	0	0.00%
Crafts	1	0.11%

	Response	Percent
Creative Writing	1	0.11%
Crop Sciences	9	0.96%
Dance	3	0.32%
E Asian Languages & Cultures	1	0.11%
Early Childhood Education	1	0.11%
Earth, Soc, Env Sustainability	8	0.85%
Econometrics & Quant Econ	2	0.21%
Economics	20	2.14%
Electrical Engineering	23	2.46%
Elementary Education	14	1.50%
Engineering Mechanics	1	0.11%
Engineering Physics	8	0.85%
English	15	1.60%
Finance	18	1.92%
Food Science & Human Nutrition	13	1.39%
French	1	0.11%
Gender and Women's Studies	0	0.00%
Geography & Geographic Info Sc	2	0.21%
Geology	0	0.00%
Germanic Lang & Lit	1	0.11%
Germanic Studies	0	0.00%
Global Studies	7	0.75%
Graphic Design	5	0.53%
History	12	1.28%
History of Art	0	0.00%
Horticulture	0	0.00%
Human Development & Family St	13	1.39%
Individual Plans of Study	0	0.00%
Industrial Design	5	0.53%
Industrial Engineering	5	0.53%
Information Sys & Info Tech	2	0.21%
Information Systems	1	0.11%
Instrumental Music	0	0.00%
Integrative Biology	8	0.85%
Interdisciplinary	0	0.00%
Interdisciplinary Health Sci	13	1.39%
Italian	0	0.00%
Jazz Performance	0	0.00%
Journalism	6	0.64%
Kinesiology	19	2.03%
Landscape Architecture	5	0.53%
Latin American Studies	0	0.00%

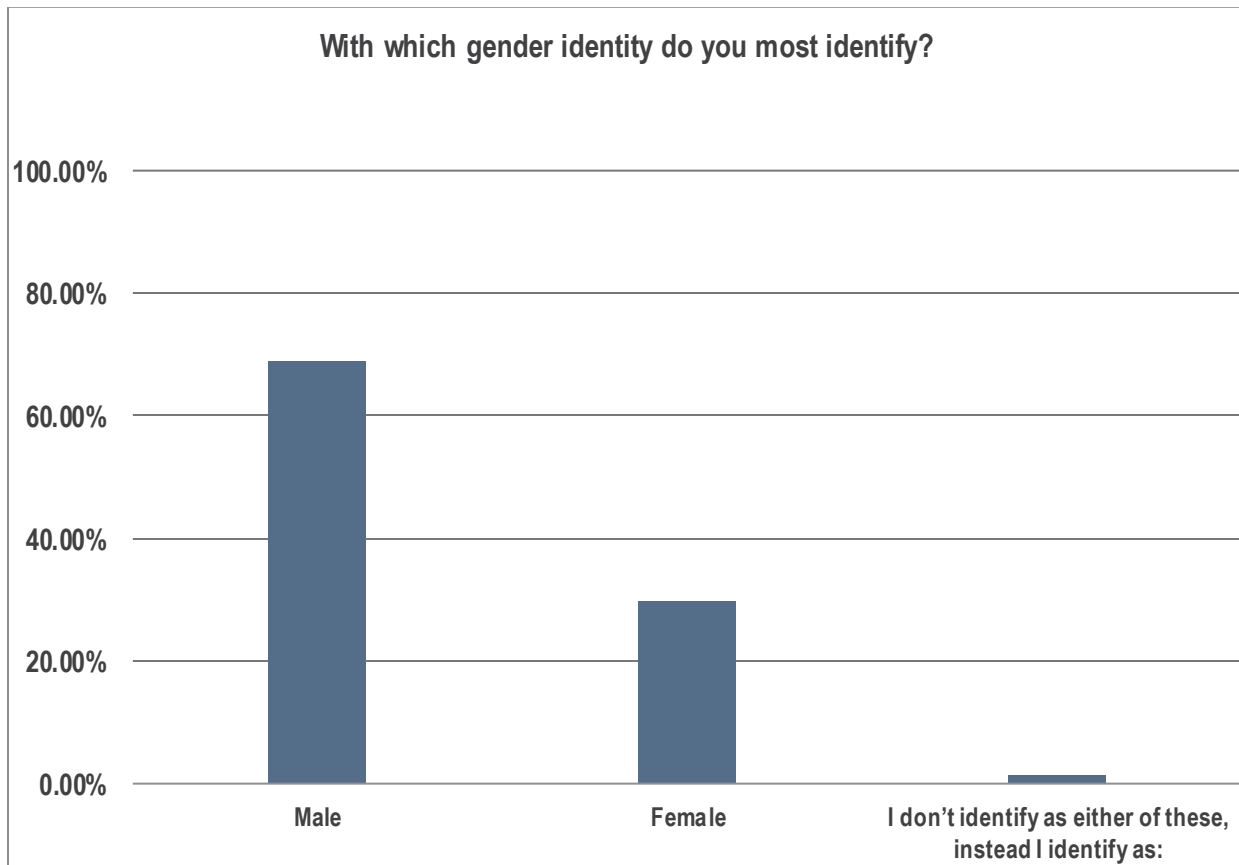
	Response	Percent
Latina/Latino Studies	2	0.21%
Learning and Education Studies	3	0.32%
Linguistics	4	0.43%
Lyric Theatre	0	0.00%
Management	4	0.43%
Marketing	16	1.71%
Materials Science & Engr	9	0.96%
Math & Computer Science	2	0.21%
Mathematics	10	1.07%
Mechanical Engineering	17	1.82%
Media and Cinema Studies	2	0.21%
Middle Grades Education	4	0.43%
Molecular and Cellular Biology	30	3.21%
Music	5	0.53%
Music Composition	1	0.11%
Music Education	4	0.43%
Musicology	0	0.00%
Natural Resrcs & Environ Sci	10	1.07%
New Media	0	0.00%
Nuclear, Plasma, Radiolgc Engr	3	0.32%
Open Studies	0	0.00%
Operations Management	0	0.00%
Painting	0	0.00%
Philosophy	1	0.11%
Photography	2	0.21%
Physics	7	0.75%
Political Science	24	2.56%
Psychology	56	5.98%
Recreation, Sport, and Tourism	0	0.00%
Religion	0	0.00%
Russian, E Eur, Eurasian St	1	0.11%
Sculpture	0	0.00%
Slavic Studies	0	0.00%
Social Work	12	1.28%
Sociology	5	0.53%
Spanish	0	0.00%
Special Education	4	0.43%
Speech & Hearing Science	13	1.39%
Statistics	10	1.07%
Statistics & Computer Science	3	0.32%
Supply Chain Management	2	0.21%
Systems Engineering and Design	3	0.32%

	Response	Percent
Teaching of French	0	0.00%
Teaching of Spanish	0	0.00%
Technical Systems Management	5	0.53%
Theatre	4	0.43%
Urban Studies & Planning	4	0.43%
Voice	1	0.11%
Other	51	5.45%
	936	100.00%

D3

With which gender identity do you most identify?

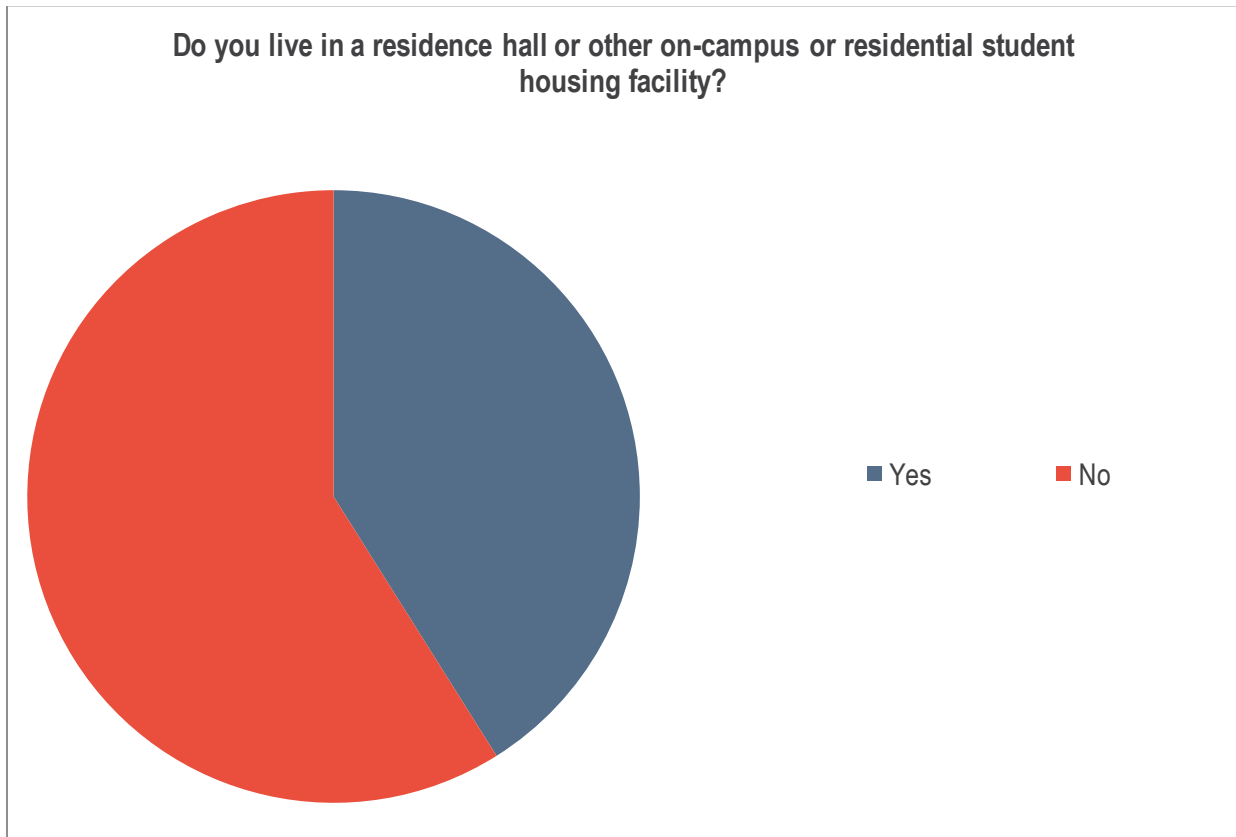
	Response	Percent
Male	648	68.79%
Female	282	29.94%
I don't identify as either of these, instead I identify as:	12	1.27%
	942	100.00%



D6

Do you live in a residence hall or other on-campus or residential student housing facility?

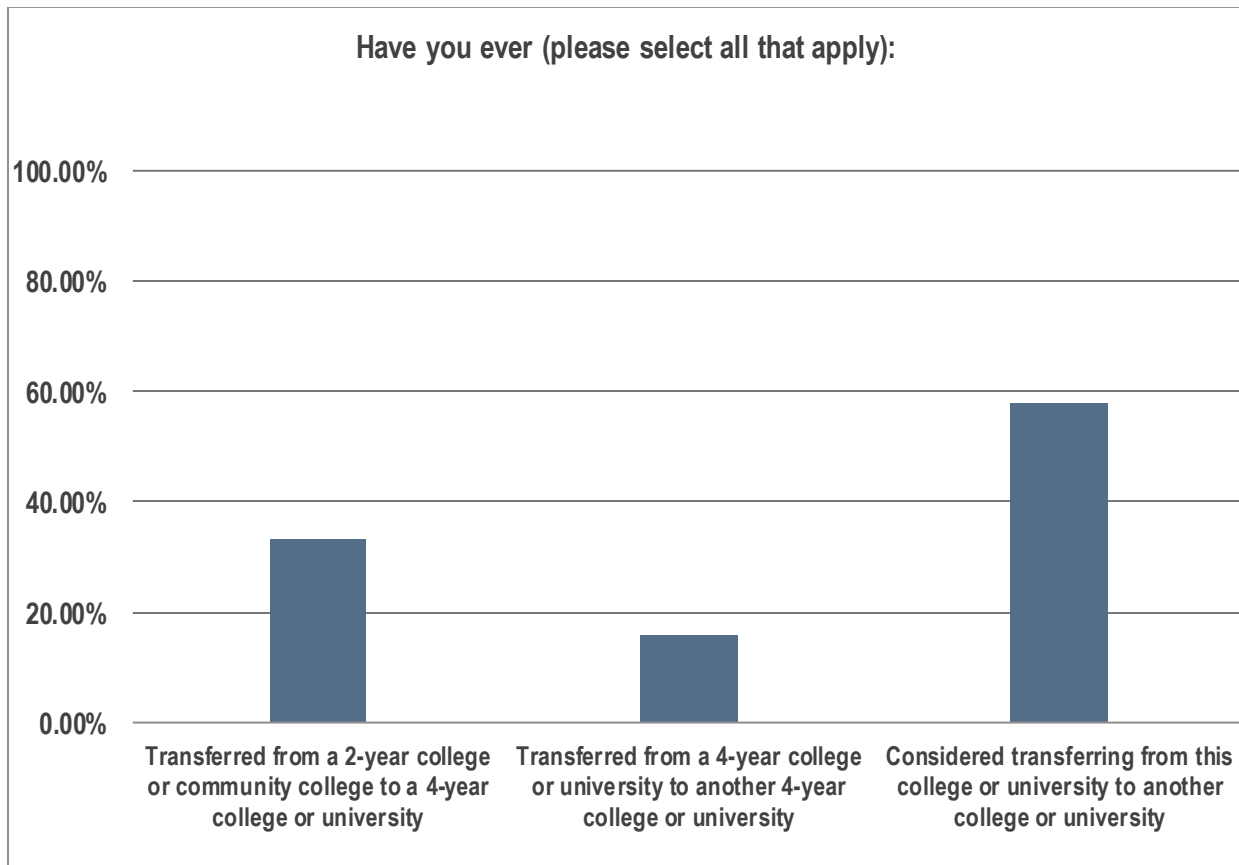
	Response	Percent
Yes	384	41.07%
No	551	58.93%
	935	100.00%



D7 [Multiple selections possible]

Have you ever (please select all that apply):

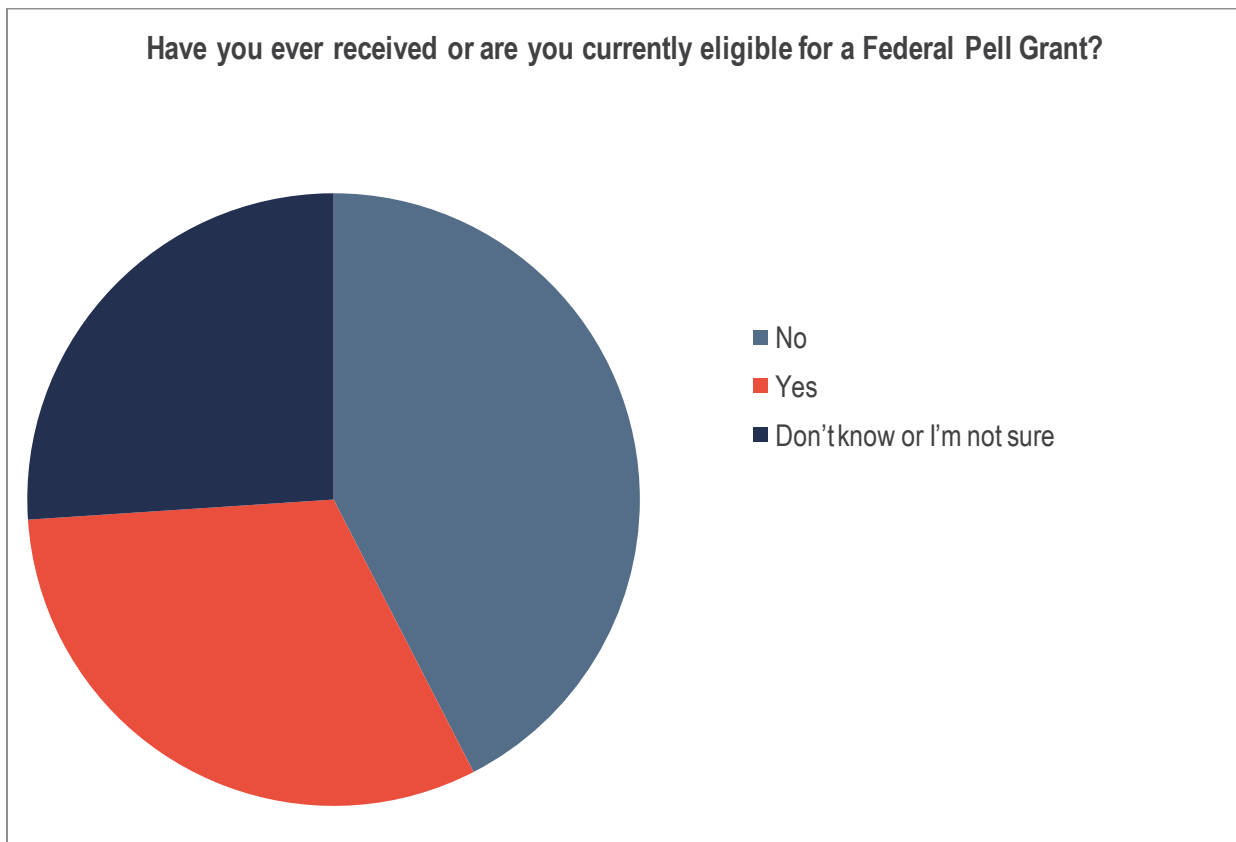
	Response	Percent
Transferred from a 2-year college or community college to a 4-year college or university	98	33.45%
Transferred from a 4-year college or university to another 4-year college or university	46	15.70%
Considered transferring from this college or university to another college or university	170	58.02%
	314	



D8

Have you ever received or are you currently eligible for a Federal Pell Grant?

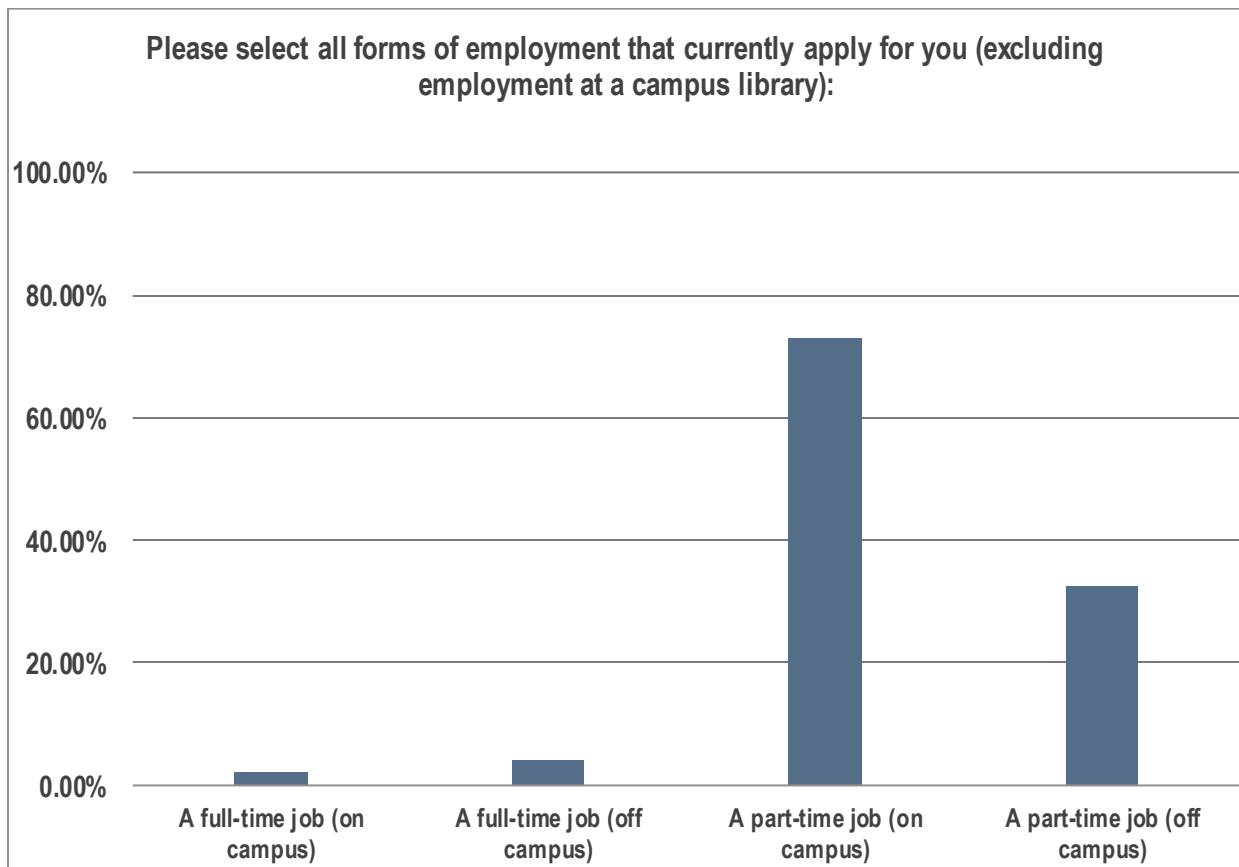
	Response	Percent
No	396	42.44%
Yes	294	31.51%
Don't know or I'm not sure	243	26.05%
	933	100.00%



D9 [Multiple selections possible]

Please select all forms of employment that currently apply for you (excluding employment at a campus library):

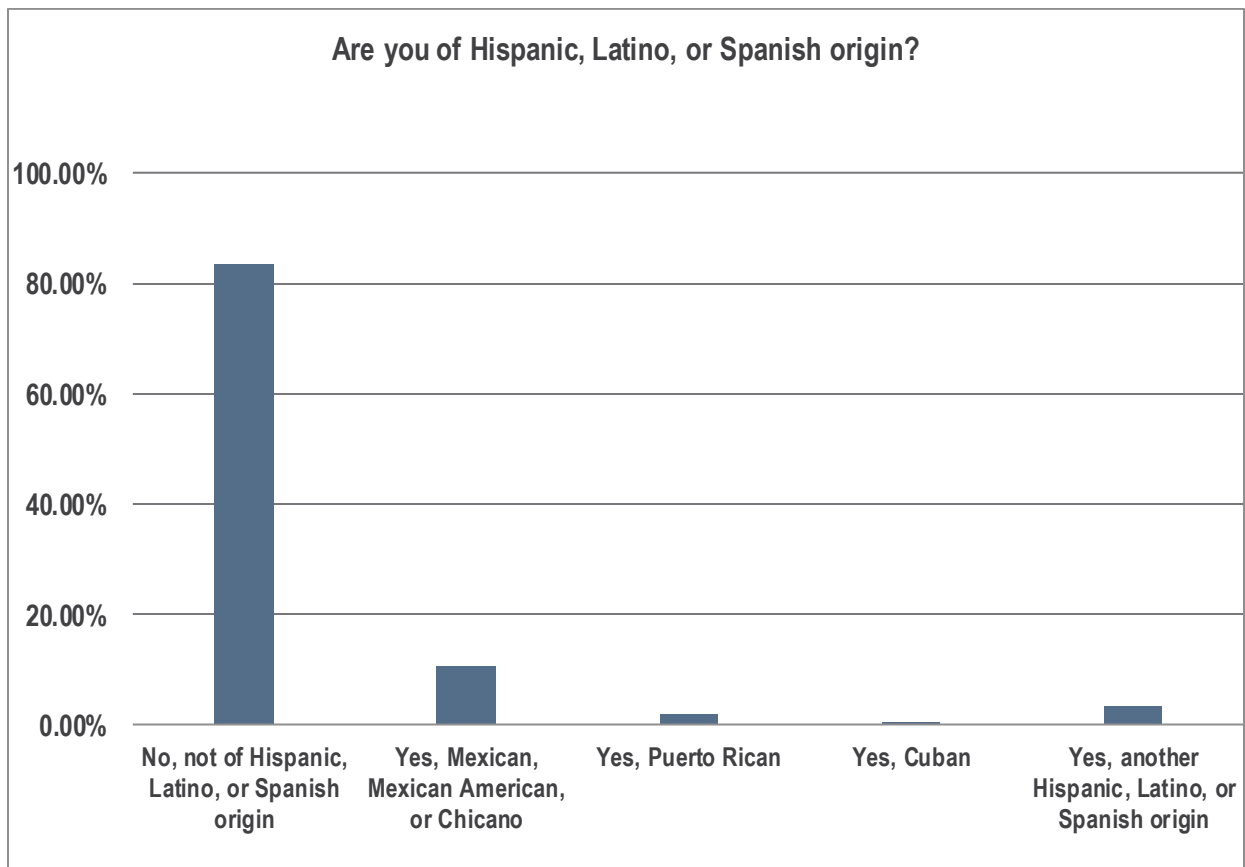
	Response	Percent
A full-time job (on campus)	12	2.32%
A full-time job (off campus)	21	4.05%
A part-time job (on campus)	378	72.97%
A part-time job (off campus)	168	32.43%
	579	



D10

Are you of Hispanic, Latino, or Spanish origin?

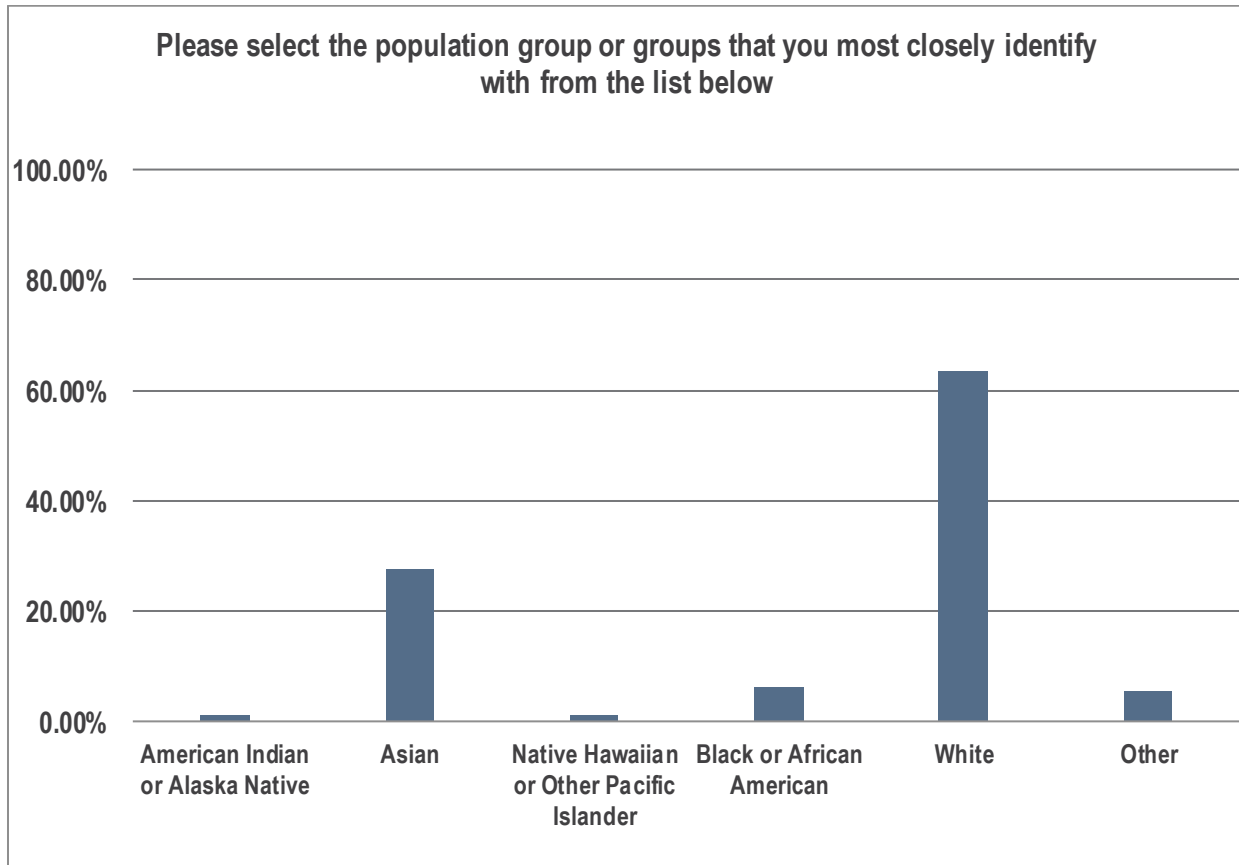
	Response	Percent
No, not of Hispanic, Latino, or Spanish origin	772	83.55%
Yes, Mexican, Mexican American, or Chicano	98	10.61%
Yes, Puerto Rican	18	1.95%
Yes, Cuban	4	0.43%
Yes, another Hispanic, Latino, or Spanish origin	32	3.46%
	924	100.00%



D11 [Multiple selections possible]

Please select the population group or groups that you most closely identify with from the list below:

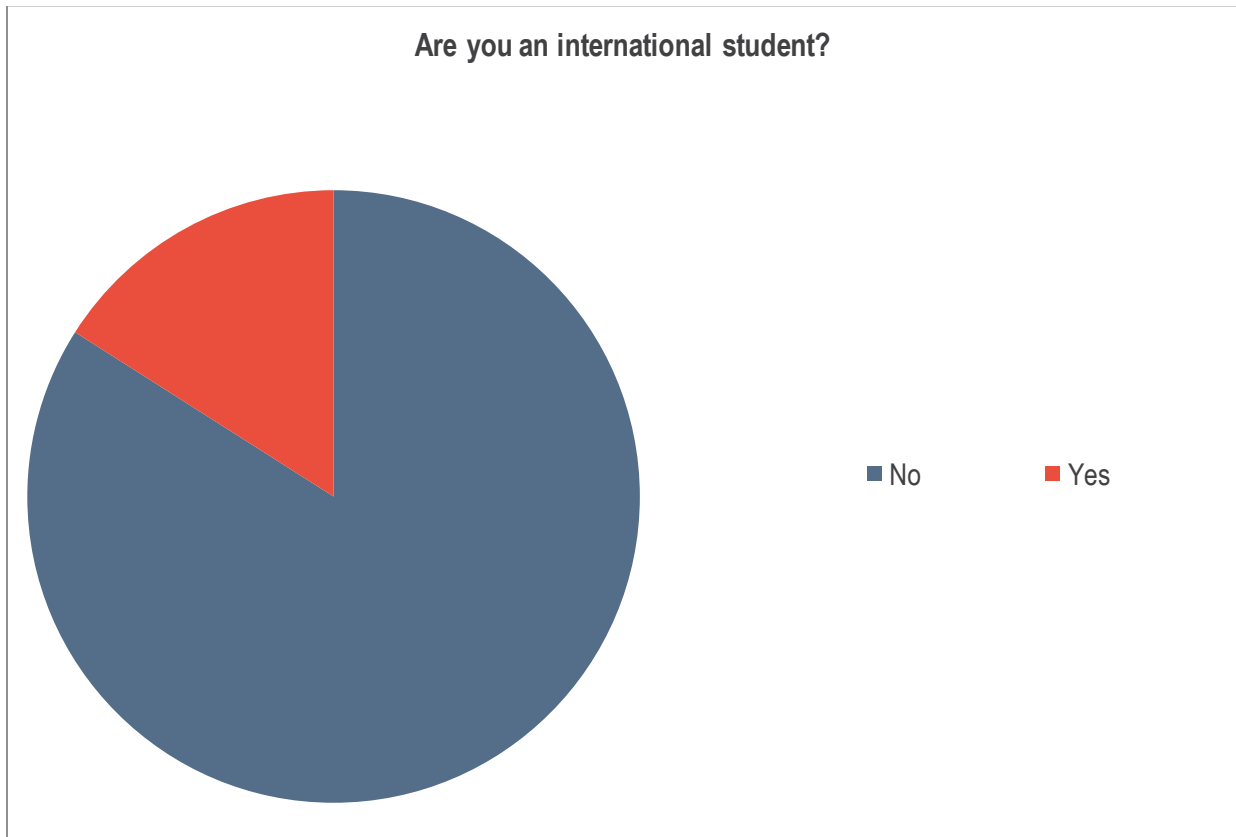
	Response	Percent
American Indian or Alaska Native	10	1.11%
Asian	249	27.67%
Native Hawaiian or Other Pacific Islander	9	1.00%
Black or African American	55	6.11%
White	571	63.44%
Other	50	5.56%
	944	



D12

Are you an international student?

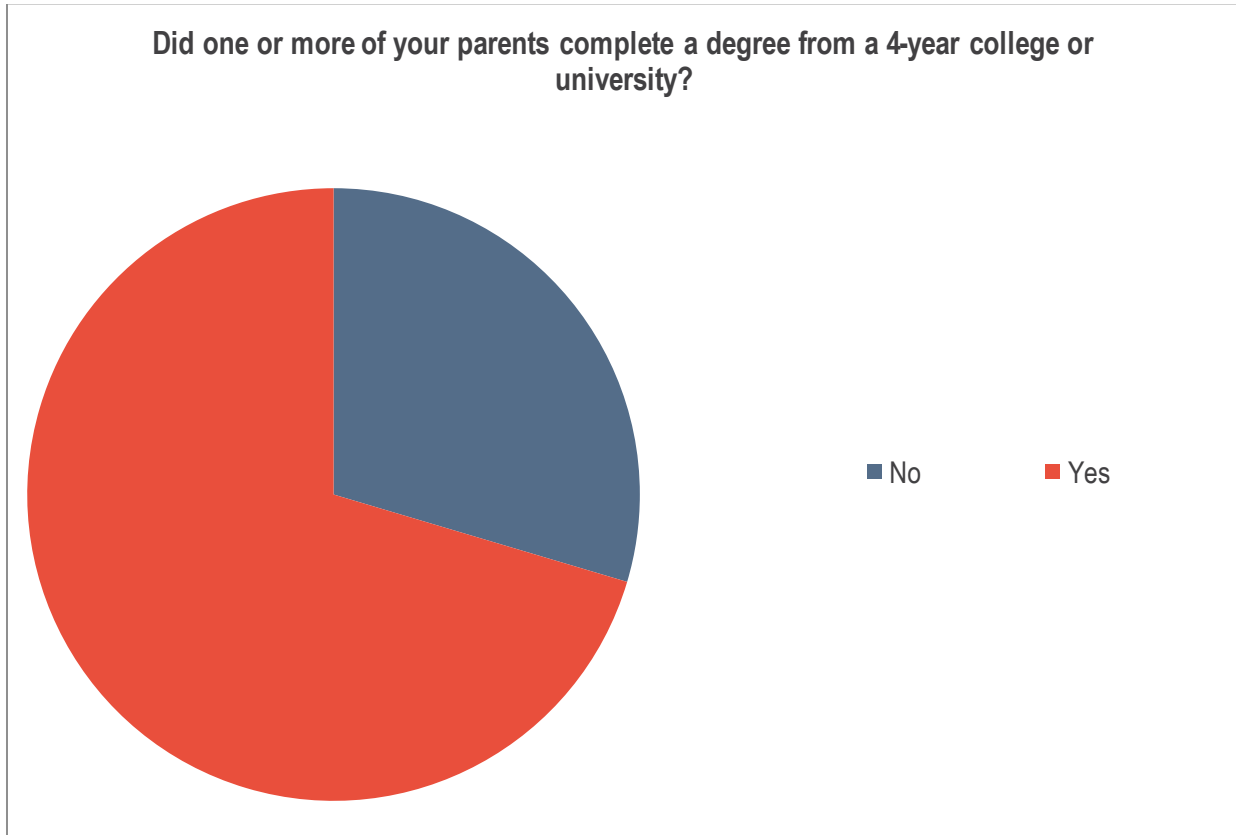
	Response	Percent
No	788	84.01%
Yes	150	15.99%
	938	100.00%



D13

Did one or more of your parents complete a degree from a 4-year college or university?

	Response	Percent
No	278	29.61%
Yes	661	70.39%
	939	100.00%



D14

Are you currently serving on active duty or are you a veteran of the U.S. Armed Forces, National Guard, or Reserves?

	Response	Percent
No	916	97.55%
Yes	23	2.45%
	939	100.00%

